

Request full-text

Export citation

Overview

Citations

References (39)

August 2023 · 12(4):5999-6006

DOI: [10.55522/jmpas.V12I4.4789](https://doi.org/10.55522/jmpas.V12I4.4789)

 Dodda Ravikalyan ·  Thukani Sathanantham Shanmugarajan ·  Uppuluri Varuna Naga Venkata Arjun

Citations

 0

Reads 

 7

Abstract

An injury to the cartilage is a physical disruption of the cartilage's architecture, resulting in fluid loss and pain to the individual. The earliest possible diagnosis of various cartilage defect complications is vital to facilitate healing. Moreover, to fasten the healing process of the cartilage defect, tissue-engineered materials should have several key characteristics, including ideal porosity, and minimal cytotoxicity. The primary characteristic of polymeric hydrogel scaffolds is that they offer a moist environment that accelerates the cartilage repair and good biocompatibility. Most often, biocompatible polymers and incorporated agents (such as stem cells, drug molecules, and bioactive agents) exhibit synergistic effects, resulting in very high therapeutic indexes. This review highlights the phases of cartilage repair, types of natural and synthetic Polymer loaded hydrogels used in Cartilage tissue regeneration, and the importance of the stem cells loaded hydrogel in cartilage tissue engineering concepts.

ResearchGate

Discover the world's research

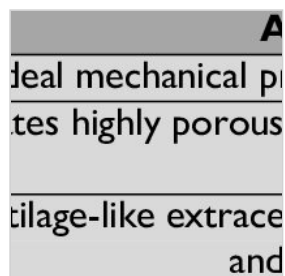
- 25+ million members
- 160+ million publication pages
- 2.3+ billion citations

[Request full-text](#)[Export citation](#)

To read the full-text of this research, you can request a copy directly from the authors.

[Request full-text PDF](#)

Similar research



A Review On Use Of Polymeric Hydrogel For Cartilage Regeneration.

Article

[Full-text available](#)

March 2021 · 18 Reads

International Journal of Pharma and Bio Sciences

D. Jeba surya · Uppuluri Varuna Naga Venkata Arjun · Shanmugarajan T.S.

The therapy for articular cartilage trauma was a major challenge in the medical field. However due to their 3D cross linking capability and tissue mimicking nature , hydrogel played a crucial role in cartilage regeneration. However, when compared to traditional gels, hydrogels have many distinct properties that...

[Read more](#)





[Request full-text](#)[Export citation](#)

Polymeric Hydrogel Scaffolds: Skin Tissue Engineering and Regeneration

Literature Review [Full-text available](#)

September 2021 · 147 Reads · 23 Citations

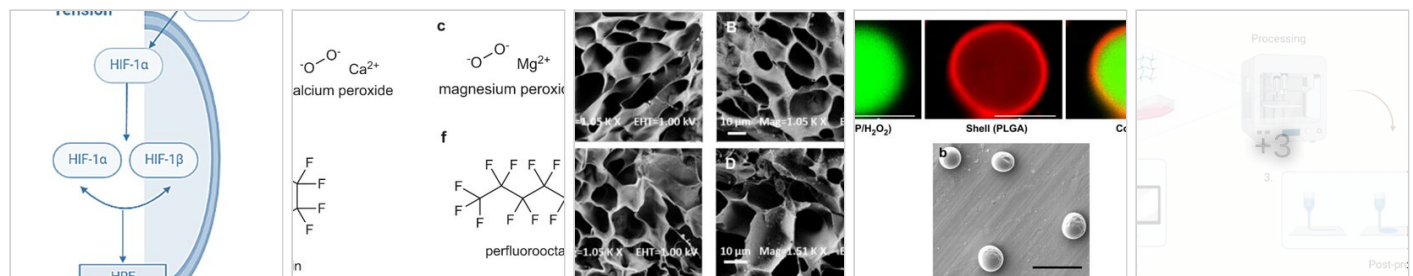
Advanced Pharmaceutical Bulletin

 Uppuluri Varuna Naga Venkata Arjun ·  Shanmugarajan T.S ·  Sai Krishna Bhimavarapu ·  Lokesh Elumalai

Tissue engineering is a novel regenerative approach in the medicinal field that promises the regeneration of damaged tissues. Moreover, tissue engineering involves synthetic and natural biomaterials that facilitate tissue or organ growth outside the body. Not surprisingly, the demand for polymer-based therapeutical...

[Read more](#)

[View](#)







3D Bioprinting of Smart Oxygen-Releasing Cartilage Scaffolds

Literature Review [Full-text available](#)

November 2022 · 203 Reads · 6 Citations

Journal of Functional Biomaterials

 Caterine Yesenia Carrasco Montesdeoca ·  Thiago Stocco ·  Fernanda Marciano · [...] ·  Anderson Oliveira Lobo

Three-dimensional bioprinting is a powerful technique for manufacturing improved engineered tissues. Three-dimensional bioprinted hydrogels have significantly advanced the medical field to repair cartilage tissue, allowing for such constructs to be loaded with different components, such as cells, nanoparticles,...

[Request full-text](#)[Export citation](#)

March 2023 · 45 Reads · 2 Citations

Journal of Drug Delivery Science and Technology

 Aswathy Jalaja ·  Resmi Rajalekshmi ·  Josna Joseph · [...] ·  Annie Abraham

C. gigantea extract incorporated self-cross-linked alginate dialdehyde-gelatin hydrogel scaffolds for cartilage tissue regeneration in vitro

[View](#)

Graphene Hydrogel as a Porous Scaffold for Cartilage Regeneration

Article

November 2022 · 46 Reads · 10 Citations

ACS Applied Materials & Interfaces

 Chengqi Lyu ·  Chi Cheng ·  YuShi He · [...] ·  Jiayu Lu

Porous scaffolds have widely been exploited in cartilage tissue regeneration. However, it is often difficult to understand how the delicate hierarchical structure of the scaffold material affects the regeneration process. Graphene materials are versatile building blocks for robust and biocompatible porous structure...

[Read more](#)

[View](#)

ResearchGate

ResearchGate

[Request full-text](#)

[Export citation](#)

Contact us

Business Solutions

Marketing Solutions

Scientific Recruitment

Publisher Solutions



[Terms](#) [Privacy](#) [Copyright](#) [Imprint](#) [Consent preferences](#)

© 2008-2024 ResearchGate GmbH. All rights reserved.