

About the Authors



Dr.P.Vanitha is an Assistant Professor and Research Supervisor in the Department of Commerce at Vels Institute of Science, Technology & Advanced Studies (VISTAS), Chennai. She has completed her M.Com., M.Phil., B.Ed., Ph.D. in Tamil Nadu and has 13 Years of Teaching and Research Experience. She has Published more than 90 Research Articles in Scopus, UGC-CARE Listed Journals, Peer-Reviewed Journals and Conference Proceedings. Her Areas of Interest include Human Resource Management, Marketing, Accounting and Finance. Presently, she is guiding 4 Ph.D. Research Scholars. She has Actively Participated and Presented more than 70 Research Papers at Various National and International Conferences and has also Attended Numerous Faculty Development Programs (FDPs) and Workshops. She has Received 11 Academic Awards, has Served as a Resource Person for Various Academic Events and has Published 9 Books and 10 Book Chapters. She has also Published 6 Patents. She is a Life Member of Professional Bodies such as the Indian Academic Researchers Association (IARA), Indian Economic Association (IEA), Commerce and Management Association of India (CMAOI), Indian Accounting Association (IAA) and the Education Research and Development Association (ERDA). Additionally, she serves as an Editorial Board Member for the Edwin Group of Journals and the Book Titled Digital Marketing Strategies for Sustainable Business, Published by Jai Shivani Publications.



Dr.Mohana Priya M M.Com., M.Phil., PGDCA, Ph.D., is an Assistant Professor and Research Supervisor in the Department of Commerce at Vels Institute of Science, Technology and Advanced Studies (VISTAS), Chennai. She Completed her Doctoral degree at Madras Christian College and has 4 Years of Teaching Experience. Actively Engaged in Teaching and Research, she is Currently guiding 4 Ph.D. Research Scholars. Her Areas of Interest include Human Resource Management, Marketing, Accounting and Finance. She has Published more than 60 Research Papers in Scopus, UGC CARE-Listed Journals, Peer-Reviewed Journals and Conference Proceedings, along with 9 Book Chapters and one Authored Book. She has Participated in over 50 Workshops and Faculty Development Programs (FDPs), Published 3 Patents and Presented 70 Research Papers at National and International Conferences. She is a Life Member of the Indian Academic Researchers Association (IARA) and the Educational Research and Development Association (ERDA), among other Professional Bodies. She has received 13 Academic Awards, served as a Resource Person for 3 Academic Events, Received the Best Paper Award for her Paper Titled "Organic Farming as a Tool of Sustainable Development" and is a Member of the Editorial Advisory Board for the Book Digital Marketing Strategies for Sustainable Business, Published by Jai Shivaani Publications, Virudhunagar, Tamil Nadu.



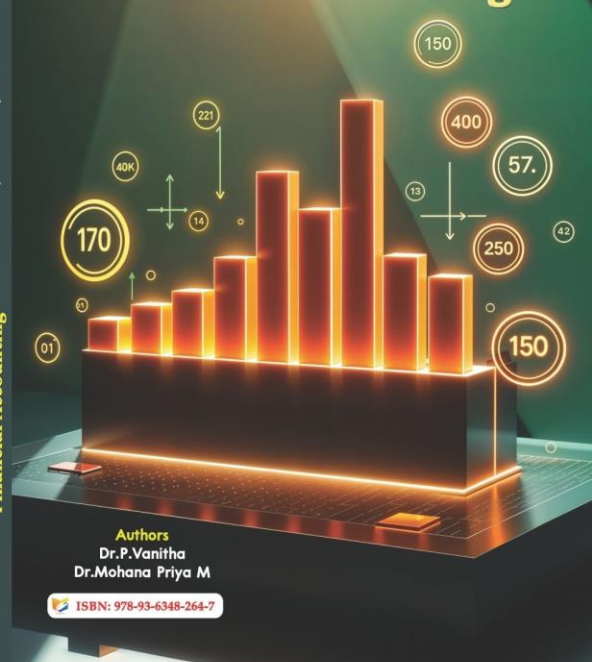
Leilani Katie
Publication and PRESS
International Publishing Partner
142, Periyar Nagar, Madakulam,
Madurai - 625003, Tamil Nadu, India.
☎ +91 9894020237 | ☎ +91 9790120237

SCAN NOW




9 789363 62647

Financial Accounting



Dr.P.Vanitha | Dr.Mohana Priya M

Financial Accounting

Financial Accounting

Dr.P.Vanitha

*Assistant Professor and Research Supervisor,
Department of Commerce,
Vels Institute of Science,
Technology & Advanced Studies (VISTAS),
Chennai, Tamil Nadu, India.*

Dr.Mohana Priya M

*Assistant Professor and Research Supervisor,
Department of Commerce,
Vels Institute of Science,
Technology & Advanced Studies (VISTAS),
Chennai, Tamil Nadu, India.*



Since 2023

Published by

Leilani Katie

Publication and PRESS

International Publishing Partner

142, Periyar Nagar, Madakulam,

Madurai - 625003, Tamil Nadu, India.

+91 9894820237 | +91 9790120237

leilanikatiepublication@gmail.com

www.leilanikatiepublication.org

Title: Financial Accounting

Author's: Dr.P.Vanitha
Dr.Mohana Priya M

Published by: Leilani Katie Publication and PRESS
Madurai – 625003, Tamil Nadu, India.

Edition Details: I

ISBN: 978-93-6348-264-7

Month & Year: December, 2025

Copyright © Department of Publication and Production
Leilani Katie Publication and PRESS

Pages: 183

Price: ₹700/-

Social Media & E-Commerce Promotion



CONTENT

TITLE	PAGE NO
<p style="text-align: center;">CHAPTER I</p> <p style="text-align: center;">INTRODUCTION TO FINANCIAL ACCOUNTING</p> <p>1.1 Meaning and Definition of Accounting 1.2 Objectives and Functions of Accounting 1.3 Users of Accounting Information 1.4 Bookkeeping vs Accounting 1.5 Branches of Accounting 1.6 Accounting Concepts and Conventions 1.7 Accounting Standards – Meaning and Importance 1.8 Generally Accepted Accounting Principles (GAAP) 1.9 International Financial Reporting Standards (IFRS) 1.10 Indian Accounting Standards (Ind AS)</p>	1
<p style="text-align: center;">CHAPTER II</p> <p style="text-align: center;">ACCOUNTING PROCESS AND JOURNAL</p> <p>2.1 Business Transactions and Events 2.2 Types of Accounts 2.3 Rules of Debit and Credit 2.4 Journal Entries and Narration 2.5 Compound Journal Entries 2.6 Subsidiary Books 2.7 Petty Cash Book 2.8 Posting to Ledger 2.9 Trial Balance – Meaning, Objectives and Methods</p>	44
<p style="text-align: center;">CHAPTER III</p> <p style="text-align: center;">FINAL ACCOUNTS OF SOLE PROPRIETOR</p> <p>3.1 Trading Account 3.2 Profit and Loss Account 3.3 Balance Sheet 3.4 Adjustments in Final Accounts 3.5 Closing Entries 3.6 Preparation of Final Accounts with Adjustments 3.7 Capital and Revenue Expenditure 3.8 Capital and Revenue Receipts</p>	94

<p style="text-align: center;">CHAPTER IV</p> <p>RECTIFICATION OF ERRORS AND BANK RECONCILIATION</p> <p>4.1 Types of Accounting Errors 4.2 Errors Disclosed and Not Disclosed by Trial Balance 4.3 Rectification of Errors 4.4 Bank Reconciliation Statement (BRS) 4.5 Causes of Differences between Cash Book and Pass Book 4.6 Preparation of BRS</p>	129
<p style="text-align: center;">CHAPTER V</p> <p style="text-align: center;">DEPRECIATION ACCOUNTING</p> <p>5.1 Meaning and Causes of Depreciation 5.2 Objectives of Depreciation 5.3 Methods of Depreciation 5.4 Accounting Treatment of Depreciation 5.5 Disposal of Assets</p>	149
<p style="text-align: center;">CHAPTER VI</p> <p style="text-align: center;">BILLS OF EXCHANGE</p> <p>6.1 Meaning and Features 6.2 Types of Bills 6.3 Parties to a Bill 6.4 Accounting Treatment of Bills 6.5 Dishonour of Bills 6.6 Renewal of Bills</p>	169

CHAPTER I

INTRODUCTION TO FINANCIAL ACCOUNTING

1.1 Meaning and Definition of Accounting

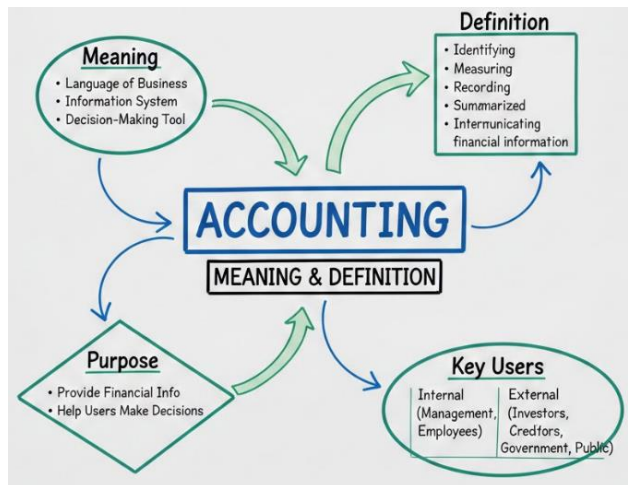


Fig 1.1: Meaning and Definition of Accounting

Accounting is one of the oldest and most essential disciplines in the history of human civilization. From the moment societies began to exchange goods, store wealth, and manage communal resources, the need to record, classify, and interpret economic activities became unavoidable. Over time, this practical necessity evolved into a systematic field of knowledge that today forms the backbone of every business organization, government institution, and non-profit entity. In the modern world, accounting is not merely a clerical function of recording transactions; it is a comprehensive information system that supports planning, controlling, evaluating performance, ensuring compliance, and enabling informed decision making. Understanding the meaning and definition of accounting is therefore fundamental to grasping how organizations operate, survive, and grow in an increasingly complex economic environment.

The Meaning of Accounting

The meaning of accounting extends far beyond the simple act of maintaining financial records. At its core, accounting represents a structured process of identifying, measuring, recording, classifying, summarizing, analyzing, interpreting, and communicating financial information. It transforms raw financial data into meaningful reports that can be understood and used by a wide range of users such as owners, managers, investors, creditors, employees, government authorities, and the general public.

Financial Accounting

In essence, accounting serves as the language of business, enabling organizations to communicate their financial position, operational results, and future prospects in a standardized and reliable manner. Accounting provides clarity in a world where economic transactions occur in vast numbers and in multiple forms. Each purchase, sale, receipt, payment, investment, or obligation creates financial implications that must be captured accurately. Without accounting, these activities would remain scattered facts without any organized meaning. By systematically recording transactions, accounting converts daily business activities into structured financial information that reflects how resources are acquired, utilized, and preserved. It therefore plays a crucial role in maintaining transparency, accountability, and trust within and outside the organization.

Another significant aspect of the meaning of accounting lies in its role as a decision-support system. Management relies on accounting information to assess profitability, control costs, evaluate efficiency, plan budgets, and formulate strategies. Investors use accounting reports to judge the financial health of companies before committing their funds. Creditors examine accounting statements to determine the creditworthiness of borrowers. Governments depend on accounting data for taxation, regulation, and economic planning. Thus, accounting is not only a record-keeping mechanism but also a vital tool for economic governance and corporate management.

Evolution of the Concept of Accounting

The meaning of accounting has evolved alongside economic development. In ancient civilizations such as Mesopotamia, Egypt, Greece, and Rome, rudimentary accounting practices were used to record agricultural produce, trade transactions, and public expenditures. These early forms of accounting were largely concerned with stewardship, which emphasized the responsibility of managers or agents to safeguard and properly utilize the resources entrusted to them.

During the medieval period, the introduction of the double-entry bookkeeping system in Italy marked a turning point in the history of accounting. This system provided a logical and systematic method for recording transactions by recognizing both the dual aspects of each transaction. It laid the foundation for modern accounting practices by enabling accurate measurement of profit, detection of errors, and preparation of comprehensive financial statements.

With the rise of industrialization and the growth of corporations, accounting expanded from a simple record-keeping function into a formal discipline. It began to incorporate principles, standards, and procedures designed to ensure uniformity and comparability of financial information. In the contemporary era, accounting has further evolved to include specialized branches such as financial accounting, management accounting, cost accounting, auditing, tax accounting, and accounting information systems. This evolution reflects the growing complexity of business operations and the increasing demand for reliable financial information.

Definitions of Accounting

Numerous scholars and professional bodies have attempted to define accounting in ways that capture its scope and purpose. These definitions collectively reveal that accounting is both a technical process and a social function designed to serve various stakeholders. One of the most widely accepted definitions describes accounting as the art of recording, classifying, and summarizing in a significant manner and in terms of money, transactions and events that are of a financial character, and interpreting the results thereof. This definition emphasizes the systematic nature of accounting and highlights its role in both recording and interpreting financial data. It suggests that accounting is not limited to mechanical recording but also involves analysis and explanation.

Another influential definition views accounting as a process of identifying, measuring, and communicating economic information to permit informed judgments and decisions by users of the information. This definition places greater emphasis on communication and decision making. It portrays accounting as an information system whose primary objective is to support rational economic choices. Some definitions describe accounting as a service activity that provides quantitative information, primarily financial in nature, about economic entities that is useful in making economic decisions. This perspective highlights the service role of accounting and acknowledges that its ultimate purpose is to serve the needs of users.

Accounting as an Information System

Modern accounting is best understood as an organized information system. Like any information system, it involves inputs, processing, and outputs. The inputs consist of economic transactions and events that affect the financial position of an organization. These transactions are first identified and measured in monetary terms. The processing stage involves recording transactions in books of accounts, classifying them into appropriate categories, and summarizing them through financial statements.

The outputs consist of financial reports such as the income statement, balance sheet, and cash flow statement, which present a comprehensive picture of the organization's financial performance and position. This information system operates within a framework of accounting principles and standards that ensure consistency, reliability, and comparability. By adhering to these principles, accounting ensures that financial information is not only accurate but also useful to different users who may not have direct access to the internal operations of the organization.

The Interpretative Nature of Accounting

While accounting relies heavily on numerical data, it is not merely a mathematical exercise. It involves interpretation, judgment, and estimation. Accountants must decide how to classify transactions, how to value assets, how to recognize revenue, and how to allocate costs.

Financial Accounting

These decisions influence the way financial performance and position are portrayed. Therefore, accounting is often described as both a science and an art. It is a science because it is based on systematic principles and standards, and it is an art because it requires professional judgment in applying those principles to real-world situations. Interpretation is a critical element of accounting because raw figures alone cannot convey meaningful insights. Through analysis and interpretation, accountants explain trends, identify strengths and weaknesses, and highlight potential risks. This interpretative function transforms accounting from a passive recording system into an active managerial tool.

Accounting and Accountability

The concept of accountability is central to the meaning of accounting. Organizations operate with resources that belong to owners, investors, or the public. Accounting ensures that those who manage these resources are held accountable for their proper use. By providing transparent and verifiable financial reports, accounting builds trust between management and stakeholders. This trust is essential for attracting investment, obtaining credit, and maintaining the reputation of the organization. In the public sector, accounting plays an even more critical role in ensuring that public funds are used responsibly. Governments use accounting systems to track revenue collection, monitor expenditures, and demonstrate compliance with budgetary and legal requirements. Thus, accounting contributes significantly to good governance and financial discipline.

Social and Economic Significance of Accounting

Accounting is not only important at the organizational level but also at the societal and national levels. Aggregated accounting data contribute to national income statistics, economic planning, and policy formulation. By providing information on production, consumption, savings and investment, accounting supports economic analysis and development planning. Furthermore, accounting promotes ethical behavior and corporate responsibility by enforcing standards of disclosure and transparency. Through regulatory frameworks and professional codes of conduct, accounting seeks to prevent fraud, misrepresentation, and misuse of resources. In this way, accounting contributes to the stability and integrity of financial systems.

The meaning and definition of accounting reveal it as a comprehensive, dynamic, and indispensable discipline that underpins modern economic life. Accounting is not merely the mechanical recording of transactions; it is a systematic process of identifying, measuring, recording, analyzing, interpreting, and communicating financial information. Through its various definitions, accounting emerges as a service activity, an information system, and a tool for accountability and decision making.

By transforming raw financial data into meaningful information, accounting enables organizations to plan effectively, control operations, evaluate performance, and communicate transparently with stakeholders. Its historical evolution reflects humanity's growing need to manage resources responsibly and efficiently. In contemporary society, accounting continues to play a vital role in promoting economic stability, corporate governance, and informed decision making. Understanding its meaning and definition is therefore essential for anyone seeking to comprehend the functioning of business organizations and the broader economic system.

1.2 Objectives and Functions of Accounting



Fig 1.2: Objectives and Functions of Accounting

Accounting as the Language of Business

Accounting is universally recognized as the language of business because it records, classifies, summarizes and communicates financial information in a systematic and understandable form. Every economic activity of an organization leaves behind a financial trail, and accounting converts this trail into meaningful information. It does not merely involve keeping records of money received and money paid, but also provides a structured method for interpreting financial data so that users can understand the true financial position and operating results of a business. The objectives and functions of accounting together define its purpose, relevance and usefulness in the modern economic environment. While the objectives explain why accounting is required, the functions describe how accounting achieves these objectives in practice.

Need for Clearly Defined Objectives in Accounting

The existence of accounting is rooted in the necessity to provide reliable and systematic information about business activities. In the absence of accounting, business decisions would be based on guesswork, intuition and incomplete data, leading to inefficiency and financial instability.

Financial Accounting

Clearly defined objectives ensure that accounting practices remain consistent, transparent and relevant. They provide a framework that guides the preparation and presentation of financial statements, ensures compliance with legal and professional standards, and safeguards the interests of various stakeholders. The objectives of accounting also establish the scope of accounting activities and help maintain uniformity in recording and reporting financial transactions across different organizations.

Primary Objective of Accounting

The primary objective of accounting is to maintain a complete and systematic record of all financial transactions in such a way that accurate and reliable information is available whenever required. Every business transaction, whether it involves purchase, sale, payment or receipt, must be recorded in chronological order to avoid omission and duplication. By maintaining such records, accounting ensures that all financial activities are properly documented, which forms the foundation for preparing financial statements and reports. This objective helps organizations maintain discipline in financial operations and provides a permanent reference for future use.

Determining the Financial Position

One of the most important objectives of accounting is to determine the financial position of an organization at a particular point in time. The financial position reflects the resources owned by the business and the obligations it owes to others. Through the preparation of the balance sheet, accounting reveals the assets, liabilities and capital of the organization. This information helps stakeholders understand whether the business is financially stable, whether it has sufficient assets to meet its liabilities and how much wealth has been accumulated over time. The determination of financial position is crucial for investors, creditors, management and regulatory authorities who rely on this information for decision-making.

Measurement of Profit and Loss

Another significant objective of accounting is to measure the profit or loss of a business over a specific accounting period. Profit represents the excess of income over expenses, while loss indicates that expenses exceed income. By preparing the profit and loss account or income statement, accounting shows the operational efficiency of the business. This objective enables management to evaluate performance, identify areas of improvement and plan future strategies. It also helps owners and investors assess the return on their investment and decide whether to continue, expand or modify business operations.

Providing Information for Decision-Making

Accounting aims to provide relevant and reliable financial information to various users for effective decision-making. Business decisions such as expansion, diversification, pricing, cost control and investment require accurate financial data. Accounting supplies this data in the form of financial statements, reports and analyses. The objective of decision support makes accounting an indispensable managerial tool. It enables managers to compare actual performance with planned targets, analyze trends and predict future outcomes, thereby facilitating informed and rational decisions.

Facilitating Control Over Assets

An important objective of accounting is to safeguard the assets of the business and prevent misuse, loss or theft. By maintaining detailed records of assets and transactions, accounting establishes accountability and internal control. It helps management track the movement and usage of resources, identify discrepancies and take corrective actions when required. This objective is particularly significant in large organizations where assets are numerous and widely distributed, making control and supervision more complex.

Ensuring Compliance with Legal Requirements

Accounting also aims to ensure that businesses comply with statutory and regulatory requirements. Governments and regulatory bodies require organizations to maintain proper accounting records and prepare financial statements in accordance with prescribed standards. These records form the basis for taxation, auditing and regulatory reporting. By fulfilling this objective, accounting promotes transparency, accountability and fairness in business practices, and protects the interests of society at large.

Communicating Financial Information

Communication of financial information is another fundamental objective of accounting. Accounting transforms raw financial data into meaningful reports that can be easily understood by different users such as owners, investors, employees, creditors, government authorities and the general public. Financial statements such as the balance sheet, income statement and cash flow statement serve as tools of communication. This objective ensures that stakeholders have access to accurate information about the financial health and performance of the organization.

Functions of Accounting

Recording of Transactions

The first and most fundamental function of accounting is the recording of financial transactions.

Financial Accounting

Every business transaction is recorded in the books of accounts in a systematic manner, usually through the journal. This function ensures that no transaction is omitted and that all activities are documented with appropriate details. Recording serves as the foundation for all subsequent accounting processes. It provides a chronological and permanent record of financial events and forms the basis for classification, summarization and reporting.

Classification of Transactions

After recording, accounting performs the function of classification. Classification involves grouping similar transactions under appropriate heads such as assets, liabilities, income and expenses. This process is carried out through ledger accounts. Classification simplifies the accounting process by organizing large volumes of data into meaningful categories. It enables easy analysis, comparison and interpretation of financial information. Without classification, the recorded data would remain scattered and difficult to use.

Summarization of Financial Data

Summarization is another important function of accounting. It involves condensing the classified data into summary form through the preparation of trial balance, profit and loss account, balance sheet and other statements. Summarization transforms detailed records into concise and comprehensible reports that provide an overview of financial performance and position. This function helps users understand the financial condition of the business without having to examine every individual transaction.

Analysis and Interpretation

Accounting also performs the function of analysis and interpretation of financial data. This involves examining financial statements to draw meaningful conclusions about profitability, liquidity, solvency and efficiency. Ratios, comparisons and trend analyses are used to interpret the data. This function adds value to accounting information by converting figures into insights that support managerial decision-making and strategic planning.

Communication of Information

Communication is a key function of accounting that ensures financial information reaches its intended users. Accounting reports and statements are prepared in a standardized format so that they can be easily understood and compared. This function bridges the gap between the business and its stakeholders by providing transparent and reliable information about financial performance and position.

Assisting in Decision-Making

Accounting assists management in making informed decisions by providing timely and accurate financial information. Decisions related to budgeting, cost control, investment, pricing and expansion depend heavily on accounting data. This function enhances the efficiency and effectiveness of management by reducing uncertainty and improving planning and control.

Providing Control Mechanism

Accounting serves as an effective control mechanism within an organization. By comparing actual results with planned budgets and standards, accounting helps identify deviations and inefficiencies. This function enables management to take corrective actions and ensure that resources are used optimally. It also strengthens internal control systems and promotes accountability.

Safeguarding Assets

Safeguarding of assets is another important function of accounting. By maintaining proper records and establishing internal checks, accounting prevents misuse and loss of assets. It ensures that assets are used only for authorized purposes and that any irregularities are promptly detected and addressed.

Meeting Legal and Tax Requirements

Accounting fulfills the function of meeting legal and tax requirements by maintaining proper records and preparing financial statements in accordance with statutory provisions. These records form the basis for calculating taxes, conducting audits and complying with regulatory obligations. This function ensures that the organization operates within the legal framework and avoids penalties and disputes.

Providing Historical Record

Accounting also provides a historical record of financial transactions and performance. Past records serve as a reference for future planning, forecasting and analysis. They help organizations evaluate growth, identify trends and assess the long-term impact of business decisions.

Supporting Credit and Investment Decisions

Another important function of accounting is to support credit and investment decisions. Lenders and investors rely on accounting information to assess the financial health, profitability and risk associated with a business. By providing accurate and transparent information, accounting builds confidence among external stakeholders and facilitates the flow of capital. The objectives and functions of accounting together form the backbone of the accounting system. The objectives define the purpose of accounting, while the functions describe the methods through which these objectives are achieved.

Financial Accounting

Accounting not only records and summarizes financial data but also interprets, communicates and safeguards it. In the modern business environment, accounting has evolved into a comprehensive information system that supports decision-making, ensures compliance, promotes transparency and contributes to the efficient functioning of organizations. Without accounting, businesses would lack the necessary financial insight required for survival, growth and long-term sustainability.

1.3 Users of Accounting Information

Accounting information represents the organized, classified, summarized, and interpreted financial data of a business entity. It is not prepared merely for record-keeping or statutory compliance, but primarily to serve the needs of a wide range of people who have an interest in the functioning, performance, and financial position of the organization. These people are known as the users of accounting information. Every business operates within a broad social and economic environment, and within this environment numerous groups depend on accounting information to make rational, informed, and timely decisions. The quality, relevance, and reliability of accounting information significantly influence how these users evaluate business performance, assess risks, and plan future actions. Therefore, understanding who uses accounting information and why they use it is fundamental to understanding the purpose and importance of accounting itself.

Concept and Meaning of Users of Accounting Information

Users of accounting information are individuals, organizations, or groups that rely on financial statements and accounting reports to make economic decisions. These users may be internal to the organization, meaning they are directly involved in managing and operating the business, or external, meaning they are outside parties who have a financial or legal interest in the organization's activities. The accounting system acts as a communication tool between the business and its users by presenting complex financial activities in a structured, understandable form. Through income statements, balance sheets, cash flow statements, and other financial reports, users gain insights into profitability, liquidity, solvency, and efficiency, which guide them in evaluating the organization's stability and future prospects.

Internal Users of Accounting Information

Internal users are those who operate within the organization and require accounting information for planning, controlling, and decision-making. They have direct access to detailed and timely financial data, which allows them to make informed managerial decisions.

Management

Management is the primary internal user of accounting information. Managers at all levels rely heavily on financial data to plan organizational activities, formulate strategies, allocate resources, and control operations. Accounting information helps management in preparing budgets, forecasting sales, estimating costs, and determining profitability. It also enables managers to evaluate departmental performance, identify inefficiencies, and take corrective measures when necessary. By analyzing financial ratios, trends, and variances, management can assess whether organizational goals are being achieved and can make informed decisions regarding expansion, diversification, pricing, and investment.

Employees

Employees are also important internal users of accounting information. Although they may not access detailed financial records, summarized financial information influences their decisions regarding job security, career growth, and participation in profit-sharing or bonus schemes. Employees are concerned about the organization's profitability and stability because these factors directly affect their wages, incentives, working conditions, and long-term employment prospects. Accounting information thus plays a vital role in building employee confidence and motivation by providing transparency regarding organizational performance.

External Users of Accounting Information

External users are individuals or groups outside the organization who rely on accounting information to evaluate its financial health and performance. These users do not have direct control over operations, yet their decisions significantly impact the organization's access to funds, reputation and continuity.

Investors and Shareholders

Investors and shareholders are among the most significant external users of accounting information. They invest their capital in the organization with the expectation of earning returns in the form of dividends and capital appreciation. Accounting information enables them to assess the profitability, financial stability, and growth potential of the business. By analyzing financial statements, shareholders can determine whether the company is being managed efficiently, whether profits are being reinvested wisely, and whether it is safe to continue holding or purchasing additional shares.

Creditors and Lenders

Creditors, including banks, financial institutions, and suppliers who extend credit, are major users of accounting information. Their primary concern is the organization's ability to repay loans and meet interest obligations on time.

Financial Accounting

Accounting information helps them evaluate liquidity, solvency and cash flow positions. Before granting loans or extending credit, lenders analyze balance sheets and income statements to assess the borrower's creditworthiness. Continuous access to financial reports also enables them to monitor the organization's financial performance and identify any potential risks associated with lending.

Government and Regulatory Authorities

Government agencies and regulatory bodies use accounting information to ensure compliance with laws, regulations, and tax requirements. Financial statements provide a basis for assessing income tax, corporate tax, goods and services tax, and other statutory obligations. Regulatory authorities also use accounting information to enforce standards, protect investor interests, and maintain transparency in financial markets. Accurate accounting information thus plays a critical role in supporting fair trade practices and maintaining economic stability.

Tax Authorities

Tax authorities rely on accounting information to determine taxable income and ensure that businesses pay the correct amount of taxes. Accounting records such as profit and loss statements, balance sheets, and supporting documents form the foundation for tax assessments, audits, and investigations. Reliable accounting information reduces the likelihood of disputes between businesses and tax authorities and ensures smooth compliance with taxation laws.

Customers

Customers use accounting information, particularly when dealing with large organizations or entering into long-term contracts. They are interested in the financial stability and continuity of the business, as these factors influence product quality, warranty commitments, and the ability to provide after-sales services. A financially sound organization inspires confidence among customers, encouraging long-term relationships and repeat purchases.

Suppliers

Suppliers are concerned with the organization's ability to pay for goods and services supplied on credit. Accounting information helps suppliers evaluate creditworthiness and decide whether to extend trade credit. Financial stability and timely payments are critical factors influencing suppliers' willingness to maintain business relationships.

Financial Analysts and Advisors

Financial analysts, investment advisors, and rating agencies use accounting information to evaluate business performance, forecast future earnings, and provide recommendations to investors.

They rely on financial statements to conduct ratio analysis, trend analysis, and valuation studies. Their reports and recommendations significantly influence investor behavior and market perceptions.

Competitors

Competitors also use accounting information, especially publicly available financial statements, to analyze industry trends, pricing strategies, cost structures, and profitability levels. This information helps them benchmark their own performance and formulate competitive strategies. By understanding competitors' financial strengths and weaknesses, businesses can identify opportunities and threats within the market.

General Public

The general public, including researchers, economists, students, and community members, uses accounting information to understand the economic contribution of organizations. Financial statements provide insights into employment generation, tax contributions, and corporate social responsibility initiatives. Public confidence in businesses is influenced by transparent and ethical financial reporting.

Importance of Accounting Information to Users

Accounting information supports rational decision-making by providing a factual basis for evaluating alternatives. It enhances transparency, accountability, and trust between organizations and their stakeholders. By presenting a clear picture of financial performance and position, accounting information reduces uncertainty and helps users anticipate future outcomes. It also promotes efficient allocation of resources within the economy by guiding investors toward profitable ventures and enabling lenders to manage credit risks effectively.

Users of accounting information form a diverse group, ranging from internal management and employees to external stakeholders such as investors, creditors, government authorities, and the general public. Each user group has unique objectives, yet all rely on accounting information to make informed economic decisions. Accounting thus serves as a vital communication bridge between the organization and its stakeholders, ensuring transparency, accountability, and sustainable growth. In an increasingly complex business environment, the relevance of accounting information continues to grow, making it an indispensable tool for effective financial management and economic development.

1.4 Bookkeeping vs Accounting

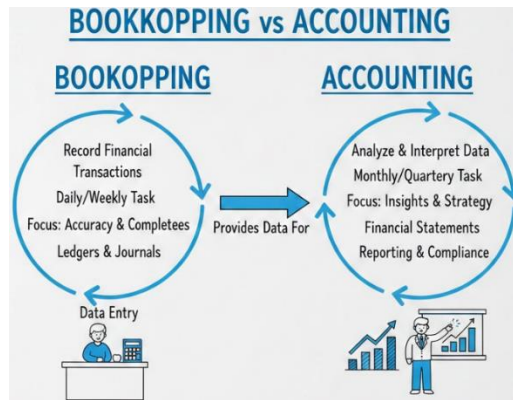


Fig 1.3: Bookkeeping vs Accounting

Understanding the Financial Language of Business

Every business, whether it is a small retail shop, a manufacturing company, or a multinational corporation, depends on accurate financial information for survival and growth. Behind every decision regarding pricing, investment, expansion, or cost control lies a structured system that records, organizes, interprets, and communicates financial data. This system is broadly known as accounting, and at its foundation lies bookkeeping. Although these two terms are often used interchangeably in everyday conversation, they represent distinct yet deeply connected functions within the financial framework of an organization. Bookkeeping is the base upon which accounting is built, and accounting is the analytical structure that transforms raw bookkeeping data into meaningful financial knowledge.

To fully appreciate the difference between bookkeeping and accounting, it is essential to understand that bookkeeping focuses primarily on the mechanical and procedural aspects of recording financial transactions, whereas accounting extends beyond recording to include classification, interpretation, analysis, reporting, and strategic decision support. Together, they form the financial backbone of any organization, ensuring not only legal compliance but also economic efficiency and informed management.

The Concept and Nature of Bookkeeping

Bookkeeping is the systematic process of identifying, measuring, recording, and organizing financial transactions of a business in a chronological manner. It is primarily concerned with maintaining an accurate and complete record of every financial event that occurs within an organization. Whenever a business purchases goods, sells products, pays salaries, receives payments from customers, or incurs expenses, these activities are documented through bookkeeping. The essence of bookkeeping lies in capturing the day-to-day financial movements of a business so that nothing is left undocumented.

The nature of bookkeeping is routine and repetitive, yet it demands precision and consistency. Bookkeepers must follow established accounting principles and procedures to ensure that all transactions are recorded correctly. They typically use journals, ledgers, cash books and supporting documents such as invoices, receipts, vouchers, and bank statements to record transactions. In modern business environments, bookkeeping is often performed using accounting software, but the underlying principles remain the same. The bookkeeper's primary responsibility is to ensure that financial records are complete, accurate, and up to date.

Bookkeeping does not involve significant interpretation or decision-making. Instead, it focuses on maintaining factual records. It answers questions such as what transaction occurred, when it occurred, how much money was involved, and which accounts were affected. Because of this, bookkeeping is sometimes described as the language of financial recording, providing the raw data that accountants later transform into meaningful financial statements and reports.

The Concept and Scope of Accounting

Accounting is a broader and more comprehensive discipline that encompasses bookkeeping but goes far beyond it. It is concerned not only with recording transactions but also with classifying, summarizing, analyzing, interpreting, and communicating financial information to various stakeholders. Accounting seeks to convert raw financial data into structured information that can be used by management, investors, creditors, government authorities, and other interested parties.

The scope of accounting is extensive. It includes the preparation of financial statements such as the income statement, balance sheet, and cash flow statement. It involves cost analysis, budgeting, forecasting, auditing, taxation, and financial advisory services. Accountants evaluate the financial performance of a business, identify trends, assess profitability, determine liquidity and solvency, and provide recommendations for improvement. In essence, accounting transforms bookkeeping records into insights that support planning, control, and decision-making.

Accounting also plays a critical role in ensuring legal compliance and transparency. Businesses are required to follow accounting standards and regulations when preparing financial statements. Accountants ensure that financial reports accurately reflect the financial position of the organization and meet statutory requirements. They also help businesses plan their tax obligations and comply with taxation laws, reducing the risk of penalties and legal complications.

Functional Differences Between Bookkeeping and Accounting

The fundamental difference between bookkeeping and accounting lies in their function and purpose. Bookkeeping focuses on the recording of financial transactions, while accounting focuses on the interpretation and use of financial information.

Financial Accounting

Bookkeeping is primarily a clerical activity that ensures data accuracy, whereas accounting is an analytical and advisory activity that supports decision-making. Bookkeeping deals with original entries. Every transaction is first recorded in journals and then posted to ledgers. This process ensures that financial data is systematically organized. Accounting begins where bookkeeping ends. It takes the recorded data, classifies it into meaningful categories, and prepares summaries in the form of financial statements. Accounting also involves analyzing these statements to evaluate the financial health of the business.

Another key difference lies in their time orientation. Bookkeeping is concerned with the present and immediate past, focusing on recording current transactions. Accounting, on the other hand, looks at both the past and the future. It analyzes past performance and uses that analysis to predict future trends, prepare budgets and support strategic planning.

Educational and Skill Requirements

The educational and skill requirements for bookkeeping and accounting also differ significantly. Bookkeeping generally requires a basic understanding of accounting principles, numerical accuracy, and familiarity with recording procedures. A bookkeeper must be detail-oriented and consistent, but the role does not usually require advanced theoretical knowledge. Accounting requires a deeper understanding of financial theory, accounting standards, taxation laws, auditing principles, and business management concepts. Accountants often hold professional qualifications and certifications, such as Chartered Accountant or Certified Public Accountant, which equip them with advanced analytical and advisory skills. They are trained to interpret financial data, identify financial risks, and provide strategic recommendations.

Technological Influence on Both Fields

Modern technology has transformed both bookkeeping and accounting. Accounting software has automated many bookkeeping tasks, reducing manual errors and increasing efficiency. Transactions can now be recorded automatically through integrated systems, making bookkeeping faster and more accurate. Despite this automation, the fundamental role of bookkeeping remains unchanged, as accurate data entry is still essential for reliable accounting. Accounting has also evolved with technology. Advanced financial analysis tools, enterprise resource planning systems, and data analytics platforms enable accountants to perform complex analyses, generate real-time reports, and provide strategic insights. Technology has shifted the role of accountants from mere record-keepers to strategic business advisors.

Importance of Bookkeeping and Accounting in Business

Both bookkeeping and accounting are indispensable for business success. Bookkeeping ensures that financial records are accurate, complete, and organized, forming the foundation for all financial reporting. Without proper bookkeeping, accounting cannot function effectively, as there would be no reliable data to analyze. Accounting provides the knowledge needed to understand business performance and make informed decisions. It helps businesses assess profitability, control costs, manage cash flow, and plan for future growth. Together, bookkeeping and accounting ensure financial transparency, accountability, and sustainability.

Bookkeeping and accounting are two closely related yet distinct components of a comprehensive financial system. Bookkeeping focuses on the systematic recording of financial transactions, ensuring accuracy and completeness, while accounting extends beyond recording to include analysis, interpretation, and strategic decision support. Bookkeeping forms the foundation upon which accounting is built, and accounting transforms bookkeeping data into meaningful financial knowledge. In the modern business world, both functions are essential for ensuring financial stability, regulatory compliance, and informed decision-making. Understanding the difference between bookkeeping and accounting enables businesses to appreciate the unique value each function brings to organizational success.

1.5 Branches of Accounting



Fig 1.4: Branches of Accounting

Accounting has evolved over centuries from a simple method of recording trade transactions into a comprehensive system of financial measurement, analysis, interpretation, and communication. As business activities expanded in complexity, size, and geographical reach, the need to classify accounting practices into specialized areas became essential.

Financial Accounting

These specialized areas, known as the branches of accounting, allow organizations to manage financial information more accurately, efficiently, and strategically. Each branch serves a distinct purpose, focuses on different users of information, and applies specific techniques to support decision-making, compliance, control, and performance evaluation. The branches of accounting together form the backbone of modern financial management and economic transparency.

Financial Accounting

Financial accounting is the most fundamental and widely recognized branch of accounting. It focuses on recording, classifying, summarizing, and presenting financial transactions in the form of financial statements that reflect the financial position and performance of a business over a specific period. The primary purpose of financial accounting is to provide reliable and standardized financial information to external users such as investors, creditors, regulatory authorities, financial institutions, and tax agencies.

This branch follows generally accepted accounting principles and accounting standards to ensure consistency, comparability, and accuracy. It deals with preparing the income statement, balance sheet, cash flow statement, and statement of changes in equity. Through these statements, stakeholders can assess profitability, solvency, liquidity, and overall financial health. Financial accounting plays a crucial role in maintaining transparency, building investor confidence, enabling access to capital, and ensuring legal compliance. Without it, businesses would struggle to establish credibility in the marketplace and attract financial support.

Management Accounting

Management accounting, also known as managerial accounting, is primarily concerned with providing financial and non-financial information to internal users, particularly managers and executives. Unlike financial accounting, which focuses on historical data and statutory reporting, management accounting emphasizes future-oriented analysis and strategic planning. It assists management in formulating policies, controlling operations, evaluating performance, and making informed decisions.

This branch involves budgeting, forecasting, cost analysis, break-even analysis, performance measurement, and variance analysis. Management accounting helps managers understand the cost behavior of various activities and identify opportunities for efficiency improvement and profit maximization. It plays a vital role in setting production targets, pricing strategies, and expansion plans. By transforming raw financial data into meaningful managerial insights, management accounting bridges the gap between accounting information and business strategy.

Cost Accounting

Cost accounting is a specialized branch that focuses on determining, analyzing, and controlling the costs associated with production, operations, and services. Its primary objective is to help organizations ascertain the cost of goods manufactured or services rendered and to identify areas where costs can be reduced without compromising quality.

This branch classifies costs into various categories such as fixed, variable, direct, indirect, controllable, and uncontrollable costs. It applies techniques like standard costing, marginal costing, job costing, and process costing to measure costs accurately. Cost accounting is particularly significant in manufacturing and service industries where cost efficiency directly impacts profitability. By providing detailed cost information, it enables management to set appropriate prices, evaluate product profitability and improve operational efficiency.

Tax Accounting

Tax accounting deals with the preparation, analysis, and submission of tax returns and the planning of tax liabilities in accordance with tax laws and regulations. Its objective is to ensure compliance with statutory tax requirements while minimizing tax burdens legally through effective tax planning. This branch focuses on calculating taxable income, determining tax liabilities, maintaining tax records, and handling tax audits. It also involves interpreting tax laws and applying appropriate deductions, exemptions, and incentives. Tax accounting helps businesses avoid penalties, manage cash flows efficiently, and make informed decisions regarding investments and transactions from a tax perspective. In an increasingly regulated economic environment, tax accounting has become essential for maintaining legal compliance and financial stability.

Auditing

Auditing is an independent branch of accounting that involves the examination and verification of financial records to ensure accuracy, reliability, and compliance with accounting standards and legal requirements. It provides assurance to stakeholders that financial statements present a true and fair view of the organization's financial position. Auditing can be internal or external. Internal auditing focuses on evaluating internal controls, risk management systems, and operational efficiency within the organization. External auditing is conducted by independent auditors who verify financial statements for regulatory and statutory purposes. Auditing plays a critical role in preventing fraud, detecting errors, strengthening internal control systems, and enhancing corporate governance. It reinforces public confidence in financial reporting and supports ethical business practices.

Social Accounting

Social accounting, also known as social responsibility accounting, focuses on measuring and reporting the social and environmental impact of business activities. This branch extends the scope of accounting beyond financial performance to include social welfare, environmental sustainability, employee well-being, and community development. It records expenditures on pollution control, employee welfare programs, community initiatives, and environmental conservation. Social accounting provides information to stakeholders about how responsibly an organization operates and contributes to sustainable development. As businesses increasingly adopt corporate social responsibility principles, social accounting has gained prominence as a tool for measuring social accountability and enhancing corporate reputation.

Human Resource Accounting

Human resource accounting is an emerging branch that recognizes employees as valuable organizational assets rather than mere expenses. It focuses on measuring the cost and value of human resources and reporting this information in financial terms. This branch records recruitment, training, development, and retention costs and attempts to assess the economic value of employees based on their skills, productivity, and experience. Human resource accounting helps management make informed decisions regarding workforce planning, employee development, and compensation policies. By quantifying the contribution of human capital, it highlights the importance of investing in people as a source of long-term organizational growth.

Inflation Accounting

Inflation accounting addresses the impact of rising prices on financial statements. Traditional accounting records transactions at historical cost, which may not reflect the current value of assets and liabilities during inflationary periods. Inflation accounting adjusts financial data to account for changes in purchasing power. This branch provides more realistic financial information by revaluing assets, depreciation, and profits according to current price levels. It helps organizations present accurate financial positions, avoid overstated profits, and make sound investment decisions in inflationary economies. Inflation accounting is particularly useful in countries experiencing high inflation rates where conventional accounting may distort financial performance.

Government Accounting

Government accounting deals with the accounting practices of public sector organizations such as central, state, and local governments. Its primary objective is to ensure proper utilization of public funds and maintain accountability and transparency in government financial operations.

This branch involves recording public revenue, expenditure, budget implementation, and fund allocation. It follows specific accounting standards and principles designed for public sector accountability rather than profit measurement. Government accounting helps monitor public spending, prevent misuse of funds, and support policy planning. It plays a vital role in strengthening public trust in governmental financial management.

Forensic Accounting

Forensic accounting is a specialized branch that combines accounting, auditing, and investigative skills to detect, prevent, and resolve financial fraud and disputes. It is often used in legal proceedings, corporate investigations, and insurance claims. Forensic accountants analyze complex financial transactions, identify irregularities, trace concealed assets, and provide expert testimony in courts. This branch has become increasingly important due to rising financial crimes, corporate scandals, and regulatory scrutiny. Forensic accounting safeguards organizations against fraud and supports legal enforcement agencies in maintaining financial integrity.

The branches of accounting collectively form a comprehensive framework that supports modern business and economic systems. Each branch addresses specific needs, from financial reporting and managerial planning to cost control, tax compliance, auditing, social responsibility, and fraud detection. Together, they ensure that financial information is accurately recorded, responsibly managed, ethically reported, and strategically utilized. As business environments continue to evolve with technological advancements and regulatory changes, the significance of specialized branches of accounting will only increase, reinforcing accounting’s central role in organizational success, economic stability, and social accountability.

1.6 Accounting Concepts and Conventions

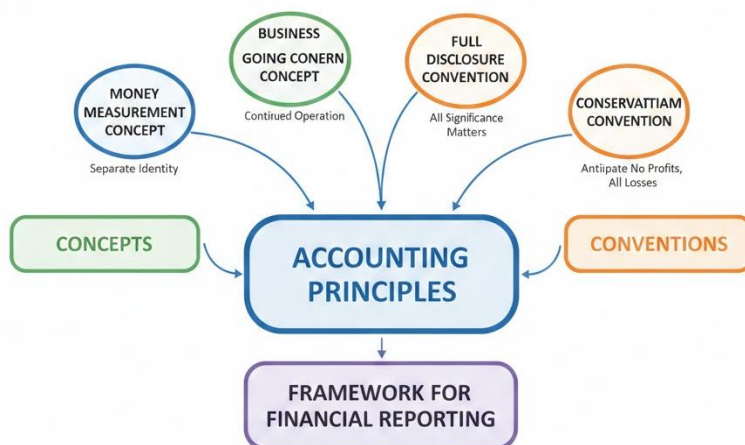


Fig 1.5: Accounting Concepts and Conventions

Accounting is not merely a mechanical process of recording transactions and preparing financial statements. It is a systematic discipline governed by certain fundamental ideas that ensure uniformity, reliability, and clarity in financial reporting. These fundamental ideas are known as accounting concepts and conventions. They form the theoretical foundation of accounting practice and guide accountants in recording, classifying, summarizing, and interpreting financial data. Without these guiding principles, accounting information would be inconsistent, confusing, and unreliable, making it difficult for users to understand the true financial position and performance of a business. Accounting concepts provide the basic assumptions on which the accounting system is built, while accounting conventions are the generally accepted practices that have developed over time through common usage and experience.

The importance of accounting concepts and conventions lies in their ability to maintain consistency and comparability in financial reporting. They ensure that similar transactions are treated in the same manner across different accounting periods and by different organizations. This allows investors, creditors, government authorities, and other stakeholders to make informed decisions based on financial statements that are prepared on a uniform basis. Together, accounting concepts and conventions act as the backbone of the accounting framework and promote transparency, accountability and trust in financial information.

Meaning of Accounting Concepts

Accounting concepts are the basic assumptions, rules, and principles that serve as the foundation for recording and presenting business transactions. They represent the underlying conditions that are generally accepted as true for the purpose of preparing financial statements. These concepts define how financial information should be identified, measured, and reported. They provide a logical structure to accounting and ensure that financial data reflects the economic reality of business activities rather than merely legal formalities.

The main objective of accounting concepts is to provide a consistent and rational basis for financial reporting. They help in eliminating personal bias and subjective judgments by setting standard rules that must be followed by all accountants. By adhering to these concepts, businesses are able to present a true and fair view of their financial position, performance, and cash flows.

Business Entity Concept

The business entity concept states that a business is considered a separate and distinct entity from its owners. According to this concept, the financial affairs of the business must be kept completely separate from the personal financial affairs of the owner or owners. Even in the case of sole proprietorships and partnerships, the business is treated as an independent unit for accounting purposes.

This separation allows for accurate measurement of business performance and financial position without being influenced by personal transactions of the owners. By following the business entity concept, all business transactions are recorded in the books of accounts, while personal transactions of the owner are excluded. For example, if the owner withdraws cash from the business for personal use, it is treated as drawings and not as a business expense. This ensures that the financial statements reflect only the economic activities related to the business. The concept is essential for determining profit or loss accurately and for maintaining transparency in financial reporting.

Money Measurement Concept

The money measurement concept states that only those transactions and events that can be expressed in monetary terms are recorded in the accounting books. This means that non-monetary factors such as employee efficiency, customer satisfaction, managerial skills, and market reputation are not recorded in financial statements, even though they may significantly influence the success of a business.

The use of a common monetary unit provides a uniform basis for measuring and comparing financial information. It allows transactions of different types and magnitudes to be expressed in a common denominator, making it easier to summarize and analyze financial data. However, the money measurement concept also has certain limitations because it ignores qualitative factors that cannot be quantified in monetary terms. Despite these limitations, the concept remains fundamental because it ensures objectivity and consistency in accounting records.

Going Concern Concept

The going concern concept assumes that a business will continue to operate for the foreseeable future and will not be liquidated or forced to shut down in the near term. This assumption forms the basis for valuing assets and liabilities in financial statements. Assets are recorded at their historical cost and depreciated over their useful life because it is assumed that the business will continue to use them in its operations. If the going concern assumption were not valid, assets would need to be valued at their realizable or liquidation values instead of their cost. This would significantly alter the financial position of the business. The going concern concept therefore ensures stability and continuity in accounting practices and allows for the systematic allocation of costs over accounting periods.

Cost Concept

The cost concept states that all assets should be recorded in the books of accounts at the price paid to acquire them, which is known as their historical cost. This cost includes not only the purchase price but also all expenses incurred to bring the asset to a usable condition, such as transportation, installation, and legal charges.

Financial Accounting

Recording assets at historical cost provides objectivity and reliability because it is based on actual transactions that can be verified through documentary evidence. Although the market value of assets may change over time, the cost concept avoids subjectivity and manipulation by preventing frequent revaluation of assets. This concept ensures consistency and stability in financial reporting.

Dual Aspect Concept

The dual aspect concept is the foundation of the double-entry system of accounting. According to this concept, every business transaction has two aspects, namely, a receiving aspect and a giving aspect. For every debit there is a corresponding credit, and both must be recorded in the books of accounts. This concept ensures that the accounting equation, which states that assets are equal to the sum of liabilities and capital, always remains balanced. The dual aspect concept provides a complete record of business transactions and helps in detecting errors and maintaining the accuracy of accounting records.

Accounting Period Concept

The accounting period concept states that the life of a business is divided into equal time intervals, usually one year, for the purpose of preparing financial statements. Although a business may operate for many years, its performance and financial position must be measured and reported periodically. This concept allows stakeholders to assess the profitability and financial stability of the business at regular intervals. It also forms the basis for calculating annual profit or loss and preparing balance sheets at the end of each accounting period.

Accrual Concept

The accrual concept states that revenues and expenses should be recorded in the accounting period in which they are earned or incurred, regardless of when the cash is received or paid. This concept ensures that income is matched with the expenses related to it, providing a more accurate measure of profit or loss. By following the accrual concept, financial statements reflect the true financial performance of the business for a given period. It prevents distortion of profits that could arise if only cash transactions were recorded.

Meaning of Accounting Conventions

Accounting conventions are the customs, traditions, and practices that have been widely accepted and followed by accountants over a long period of time. They are not formal rules or laws but are generally accepted practices that guide accountants in dealing with specific situations where accounting concepts may not provide clear guidance. Conventions bring uniformity and comparability to financial reporting. They represent practical solutions to recurring accounting problems and are based on experience, reason, and common sense.

Convention of Consistency

The convention of consistency states that once an accounting method or policy is adopted, it should be followed consistently from one accounting period to another. This ensures that financial statements are comparable over time and that any changes in profit or financial position are due to actual business performance rather than changes in accounting methods. If a change in accounting policy is necessary, it should be clearly disclosed along with its effect on financial statements. Consistency promotes reliability and credibility of accounting information.

Convention of Conservatism

The convention of conservatism, also known as prudence, states that while recording transactions and preparing financial statements, accountants should anticipate possible losses but should not anticipate possible gains. This means that potential losses should be recognized as soon as they are foreseen, whereas potential gains should be recognized only when they are realized. This convention prevents overstatement of profits and assets and ensures that financial statements present a cautious and realistic view of the financial position of the business. It protects the interests of creditors and investors by avoiding undue optimism in financial reporting.

Convention of Full Disclosure

The convention of full disclosure requires that all material information relating to the financial position and performance of a business must be clearly disclosed in financial statements and accompanying notes. This includes information about accounting policies, contingent liabilities, legal disputes, and any significant events that may affect the financial position of the business. Full disclosure ensures transparency and helps users of financial statements make informed decisions. It prevents the concealment of important information and enhances the credibility of financial reporting.

Convention of Materiality

The convention of materiality states that only those items that are significant enough to influence the decisions of users of financial statements should be disclosed separately. Insignificant items may be grouped together or ignored for practical purposes. This convention recognizes that it is neither practical nor necessary to disclose every minor detail in financial statements. By focusing on material information, financial statements remain clear, concise, and meaningful. Accounting concepts and conventions form the foundation of the accounting system and play a crucial role in ensuring uniformity, reliability, and transparency in financial reporting. Concepts provide the basic assumptions and principles on which accounting is based, while conventions provide the practical guidelines for applying these principles in real-world situations.

Together, they ensure that financial statements present a true and fair view of the financial position and performance of a business. By following these concepts and conventions, businesses can maintain consistency in accounting practices, enhance comparability of financial information, and build trust among stakeholders. In an increasingly complex business environment, adherence to these fundamental principles remains essential for sound financial management and informed decision-making.

1.7 Accounting Standards – Meaning and Importance

Understanding the Concept of Accounting Standards

Accounting standards represent a structured set of authoritative guidelines that govern the recognition, measurement, presentation and disclosure of financial information in an organization's financial statements. They are developed by recognized professional and regulatory bodies to ensure that accounting practices are uniform, reliable and transparent across different business entities. Without such standards, financial reporting would become highly subjective, as each organization could adopt its own accounting methods based on convenience or managerial preference. Accounting standards thus act as a framework that restricts arbitrary reporting and promotes consistency in the preparation of financial statements.

The essence of accounting standards lies in their ability to bring discipline into the accounting system. They define how transactions are to be recorded, how assets and liabilities should be valued, how income and expenses must be recognized and how financial statements should be presented. This uniformity ensures that the financial information generated by different organizations is comparable, understandable and trustworthy. By laying down specific principles and procedures, accounting standards eliminate ambiguity and reduce the risk of misinterpretation by users of financial information.

Evolution and Development of Accounting Standards

The need for accounting standards emerged with the growth of large-scale business organizations, corporate ownership and global trade. As businesses expanded beyond local boundaries, investors and creditors increasingly demanded reliable financial information to assess the financial position and performance of enterprises. Early accounting practices were largely based on conventions and professional judgment, which often varied from one organization to another. This lack of uniformity created confusion and limited the usefulness of financial statements. Over time, professional accounting bodies and government agencies recognized the necessity of standardization. This led to the establishment of formal standard-setting authorities that began issuing accounting standards to regulate financial reporting practices.

In India, accounting standards are formulated by the Institute of Chartered Accountants of India, while at the international level, standards are developed by the International Accounting Standards Board. The gradual evolution of these standards has transformed accounting from a flexible, judgment-based practice into a structured and rule-oriented discipline that supports transparency and accountability.

Meaning of Accounting Standards in Practical Terms

In practical terms, accounting standards provide a clear roadmap for accountants and organizations to follow while preparing financial statements. They specify acceptable accounting treatments for various types of transactions such as revenue recognition, depreciation, valuation of inventory, treatment of intangible assets, borrowing costs, leases and provisions. By doing so, accounting standards ensure that similar transactions are treated in the same manner across different organizations.

For instance, standards define when revenue should be recognized, whether at the point of sale, delivery or completion of service, thereby preventing premature or delayed recognition of income. They also prescribe methods for depreciation and valuation, ensuring that asset values are neither overstated nor understated. Through such detailed guidance, accounting standards convert theoretical accounting principles into practical and enforceable rules.

Need for Accounting Standards in the Business Environment

The modern business environment is complex and highly competitive, involving large volumes of financial transactions and multiple stakeholders. In such a setting, accounting standards become indispensable. They serve as a common language of business that enables organizations to communicate their financial performance and position to investors, creditors, regulators, employees and the general public.

Without accounting standards, financial statements prepared by different organizations would vary significantly in terms of methods, assumptions and presentation formats. This would make it extremely difficult for users to compare financial results, assess risks or make informed decisions. Accounting standards thus create a level playing field by ensuring that all organizations follow similar rules while reporting their financial information.

Role of Accounting Standards in Enhancing Transparency

Transparency is one of the most important objectives of financial reporting, and accounting standards play a crucial role in achieving it. By prescribing uniform disclosure requirements, accounting standards ensure that all relevant financial information is clearly presented in the financial statements.

They mandate the disclosure of accounting policies, contingent liabilities, related-party transactions, segment information and other significant details that could influence users' decisions. Such transparency reduces the scope for manipulation, concealment and creative accounting practices. When organizations are required to disclose detailed information in a standardized format, it becomes easier for auditors, regulators and stakeholders to detect inconsistencies and irregularities. Accounting standards thus act as a safeguard against financial misrepresentation and fraud.

Importance of Accounting Standards for Investors

Investors rely heavily on financial statements to evaluate the profitability, stability and growth prospects of an organization. Accounting standards ensure that the information presented in these statements is reliable and comparable across different companies. When investors know that financial statements are prepared in accordance with recognized standards, they gain confidence in the accuracy and credibility of the reported figures.

Standardized accounting practices also enable investors to compare the financial performance of different companies within the same industry or across industries. This comparability facilitates informed investment decisions, risk assessment and portfolio management. In the absence of accounting standards, investors would face significant uncertainty and might hesitate to invest due to the lack of reliable information.

Significance of Accounting Standards for Creditors and Lenders

Creditors and financial institutions depend on financial statements to assess the creditworthiness of borrowers. Accounting standards ensure that assets, liabilities, income and expenses are measured and reported consistently, enabling lenders to evaluate the financial strength and repayment capacity of an organization accurately. By following standardized accounting practices, organizations present a true and fair view of their financial position, which helps lenders determine appropriate interest rates, credit limits and loan terms. This reduces the risk of default and contributes to the stability of the financial system. Thus, accounting standards play a vital role in maintaining trust between borrowers and lenders.

Contribution of Accounting Standards to Corporate Governance

Good corporate governance requires transparency, accountability and ethical conduct in financial reporting. Accounting standards support these principles by establishing clear guidelines for financial disclosure and reporting. They help prevent the manipulation of profits, concealment of losses and misrepresentation of financial performance. When organizations adhere to accounting standards, their management becomes accountable for the accuracy of financial statements.

This strengthens internal controls and promotes ethical behavior, thereby enhancing the overall quality of corporate governance. Regulators and auditors also rely on accounting standards as benchmarks to evaluate compliance and detect irregularities.

Accounting Standards and Legal Compliance

In many countries, compliance with accounting standards is a legal requirement. Companies are legally obligated to prepare their financial statements in accordance with prescribed standards. This legal backing reinforces the authority of accounting standards and ensures uniform application across organizations. Legal compliance with accounting standards protects stakeholders by ensuring that financial statements are prepared using recognized methods and principles. It also provides a basis for regulatory oversight and enforcement, thereby promoting discipline and accountability in financial reporting.

Facilitating International Comparability

With the expansion of multinational corporations and cross-border investments, the need for international comparability of financial statements has become increasingly important. International accounting standards aim to harmonize accounting practices across countries, enabling global investors to compare financial information of companies operating in different regions. This international harmonization reduces barriers to foreign investment, promotes global trade and enhances the integration of financial markets. Accounting standards thus play a significant role in supporting the globalization of business and finance.

Role of Accounting Standards in Economic Development

Accounting standards contribute to economic development by fostering transparency, investor confidence and efficient allocation of resources. When financial information is reliable and comparable, capital flows more easily to productive investments. This encourages entrepreneurship, industrial growth and infrastructure development. By reducing information asymmetry and enhancing trust in financial reporting, accounting standards support the smooth functioning of capital markets and financial institutions. This, in turn, promotes sustainable economic growth and stability.

Accounting Standards as a Tool for Consistency and Comparability

One of the fundamental objectives of accounting standards is to ensure consistency in accounting practices over time and across organizations. Consistency enables users to analyze financial performance trends and make meaningful comparisons. When organizations follow the same accounting standards year after year, changes in financial results can be attributed to actual business performance rather than changes in accounting methods.

Comparability across organizations allows stakeholders to benchmark performance, identify industry trends and make informed strategic decisions. Accounting standards thus enhance the analytical value of financial statements.

Reducing Subjectivity and Bias in Accounting

Accounting involves a degree of professional judgment, but excessive subjectivity can lead to biased reporting. Accounting standards limit this subjectivity by prescribing specific methods and principles for recording and reporting transactions. They provide clear guidance on complex issues such as valuation of assets, recognition of income and treatment of provisions. By reducing reliance on personal judgment, accounting standards enhance the objectivity and reliability of financial statements. This protects stakeholders from misleading information and supports fair financial reporting practices.

Supporting Auditing and Assurance Functions

Auditors rely on accounting standards as benchmarks to assess whether financial statements present a true and fair view. Standards provide the criteria against which auditors evaluate accounting policies, estimates and disclosures. This ensures consistency in audit practices and enhances the credibility of audit reports. Through standardized accounting practices, auditors can detect deviations, errors and irregularities more effectively. Accounting standards thus strengthen the overall assurance framework and promote confidence in financial reporting.

Challenges in the Implementation of Accounting Standards

Despite their importance, the implementation of accounting standards can pose challenges for organizations. The complexity of certain standards may require specialized knowledge, training and technological support. Small and medium-sized enterprises may find compliance costly and time-consuming. However, these challenges do not diminish the importance of accounting standards. Instead, they highlight the need for capacity building, professional training and supportive regulatory frameworks to ensure effective implementation.

Accounting standards form the backbone of the modern financial reporting system. They provide a uniform framework for recording, measuring and presenting financial information, thereby ensuring transparency, consistency and comparability. By enhancing the reliability and credibility of financial statements, accounting standards build trust among investors, creditors, regulators and the public. They support corporate governance, facilitate international comparability, promote economic development and reduce the risk of financial misrepresentation. In an increasingly complex and globalized business environment, accounting standards are not merely technical guidelines but essential instruments for maintaining integrity, accountability and efficiency in financial reporting.

1.8 Generally Accepted Accounting Principles (GAAP)



Fig 1.6: Generally Accepted Accounting Principles

The Concept and Meaning of GAAP

Generally Accepted Accounting Principles, commonly known as GAAP, represent the foundation upon which modern financial accounting is built. They are a comprehensive framework of accounting standards, conventions, and rules that guide how financial information is recorded, classified, summarized, and presented in financial statements.

GAAP ensures that businesses follow a uniform method of accounting so that their financial reports are reliable, transparent, and comparable. Without such a framework, every organization could follow its own accounting practices, which would make it extremely difficult for investors, creditors, regulators, and other stakeholders to understand or trust financial information.

GAAP did not emerge overnight; it evolved over many decades as a response to the growing complexity of business activities and the need for consistent financial reporting. As businesses expanded beyond local boundaries and capital markets became more sophisticated, users of financial statements demanded accurate and standardized information to make informed economic decisions. GAAP therefore acts as a common financial language, enabling companies across industries to present their financial performance in a way that can be easily understood and compared.

At its core, GAAP is designed to promote fairness, consistency, and honesty in accounting. It establishes guidelines that help accountants decide how to recognize revenue, measure expenses, value assets, record liabilities, and present equity. These principles ensure that financial statements are not only technically correct but also meaningful and useful for decision-making purposes.

Historical Development of GAAP

The development of GAAP is closely linked to major economic events and the evolution of corporate governance. In the early twentieth century, financial reporting practices were largely unregulated, and companies had significant freedom in how they prepared their accounts. This lack of standardization led to inconsistencies, manipulation, and misleading financial information. The stock market crash of 1929 and the subsequent Great Depression exposed serious weaknesses in corporate financial reporting, highlighting the urgent need for standardized accounting practices.

In response, regulatory bodies were formed to improve transparency and restore investor confidence. In the United States, the Securities and Exchange Commission played a significant role in encouraging the development of accounting standards. Over time, professional accounting organizations began formulating authoritative standards that eventually became GAAP. The establishment of the Financial Accounting Standards Board further strengthened the standard-setting process by issuing formal accounting standards that are now an integral part of GAAP. Although GAAP originated in the United States, its influence extends globally. Many countries developed their own accounting standards inspired by GAAP, and the principles underlying GAAP have shaped international financial reporting frameworks. Even today, GAAP continues to evolve to address new business practices, technological changes, and emerging financial instruments.

Objectives of GAAP

One of the primary objectives of GAAP is to ensure uniformity in accounting practices. Uniformity allows financial statements of different organizations to be compared meaningfully, which is essential for investors, lenders, and analysts. By following the same set of principles, companies provide financial information that can be evaluated objectively, reducing the risk of misinterpretation. Another important objective of GAAP is to enhance the reliability of financial information. GAAP requires accountants to follow consistent measurement and reporting methods, thereby minimizing errors and bias. This reliability builds trust among stakeholders, who rely on financial statements to make critical decisions such as investing in a company, granting loans, or assessing business performance.

GAAP also aims to promote transparency and accountability. Through detailed disclosure requirements, GAAP ensures that companies provide sufficient information about their financial position, operating results, and cash flows. This transparency discourages fraudulent practices and enables users of financial statements to understand the true financial condition of a business.

Fundamental Accounting Assumptions Under GAAP

GAAP is built upon several fundamental assumptions that guide the preparation of financial statements.

These assumptions provide a conceptual foundation that ensures consistency and clarity in accounting practices. One such assumption is the business entity concept, which treats a business as a separate legal and accounting entity distinct from its owners. This separation ensures that only business transactions are recorded in the company's financial records, preventing confusion between personal and business finances. Another key assumption is the going concern concept, which assumes that a business will continue operating for the foreseeable future. This assumption allows assets to be recorded at their historical cost rather than liquidation value and enables the deferral of certain expenses. Without this assumption, financial statements would have to be prepared on a liquidation basis, which would significantly alter their presentation.

The monetary unit assumption is another important foundation of GAAP. It assumes that only transactions that can be measured in monetary terms are recorded in the accounting records. This ensures objectivity in financial reporting, as monetary values provide a consistent and measurable basis for recording transactions. The accounting period assumption divides the life of a business into artificial time periods, such as months, quarters, or years. This allows financial performance to be measured and reported periodically, enabling timely evaluation of a company's progress and financial health.

Key Accounting Principles Within GAAP

GAAP includes a set of core principles that govern how financial transactions are recorded and reported. The revenue recognition principle states that revenue should be recognized when it is earned and realizable, not necessarily when cash is received. This principle ensures that financial statements reflect actual business activity rather than merely cash flows. The matching principle complements revenue recognition by requiring expenses to be recorded in the same period as the revenues they help generate. This ensures that financial results accurately represent the true profitability of a business for a given period. Without this principle, profits could be distorted, making it difficult to assess performance.

The historical cost principle requires assets to be recorded at their original purchase cost rather than current market value. This principle provides objectivity and verifiability, as purchase cost can be supported by documentation. Although market values may fluctuate, historical cost ensures consistency and reliability in financial reporting. The full disclosure principle requires companies to provide all relevant financial information in their financial statements and accompanying notes. This principle ensures that users of financial statements are fully informed about significant accounting policies, potential risks, and other important matters that could influence their decisions. The principle of consistency requires businesses to use the same accounting methods from one period to another unless a change is justified and disclosed. This allows meaningful comparison of financial results over time.

Importance of GAAP in Modern Business

GAAP plays a crucial role in maintaining the integrity of financial reporting in today's complex business environment. It provides a standardized framework that promotes fairness and transparency, thereby strengthening investor confidence. Investors rely heavily on financial statements to evaluate the profitability, stability, and growth potential of companies. GAAP ensures that this information is accurate and consistent, reducing uncertainty and risk.

For lenders and creditors, GAAP provides a reliable basis for assessing a company's creditworthiness. Financial statements prepared according to GAAP allow lenders to evaluate a company's ability to repay loans and meet its financial obligations. This reduces the likelihood of bad debts and supports a stable financial system. GAAP also benefits management by providing a structured approach to financial reporting. By following standardized principles, managers can monitor performance, identify trends, and make informed strategic decisions. GAAP-compliant financial statements also help organizations comply with regulatory requirements and avoid legal complications.

GAAP and Financial Statements

GAAP governs the preparation and presentation of the primary financial statements, including the income statement, balance sheet, statement of changes in equity, and cash flow statement. These statements provide a comprehensive picture of a company's financial performance and position. GAAP ensures that these statements are prepared consistently, making it easier for users to interpret the information. The income statement, prepared under GAAP, reports revenues and expenses for a specific period, providing insight into profitability. The balance sheet presents assets, liabilities, and equity at a specific point in time, offering a snapshot of financial position. The cash flow statement explains changes in cash and cash equivalents, helping users understand liquidity and financial flexibility. GAAP also requires the inclusion of notes to the financial statements, which provide additional details about accounting policies, contingent liabilities, commitments, and other significant information. These notes enhance transparency and provide context that is essential for proper interpretation.

GAAP in Relation to International Standards

While GAAP is primarily associated with the United States, it exists alongside International Financial Reporting Standards, which are used in many other countries. Although both frameworks share similar objectives, there are differences in their approaches to measurement and disclosure. GAAP is often considered more rules-based, while international standards are viewed as more principles-based. Despite these differences, there has been a growing effort to harmonize GAAP with international standards to improve global comparability of financial statements.

This convergence is particularly important in an era of globalization, where investors and businesses operate across national borders. Harmonization efforts aim to reduce confusion and promote transparency in global financial reporting.

Limitations of GAAP

Although GAAP offers numerous benefits, it is not without limitations. One limitation is that its rules-based nature can make it complex and sometimes difficult to apply. Small businesses, in particular, may find GAAP compliance burdensome due to the detailed documentation and disclosure requirements. Another limitation is that GAAP's reliance on historical cost may not always reflect the current economic value of assets and liabilities. In times of rapid price changes, historical cost figures may not provide a realistic picture of a company's financial position. This can sometimes lead to under- or over-statement of financial strength. GAAP also requires professional judgment in many areas, which can lead to variations in interpretation. Although the principles aim to standardize accounting practices, differences in judgment can still result in some inconsistencies in financial reporting.

The Continuing Relevance of GAAP

Despite its limitations, GAAP remains highly relevant in the modern business world. It continues to evolve in response to changes in business practices, technological advancements, and regulatory requirements. New standards are regularly issued to address emerging issues such as digital assets, revenue from complex contracts, and sustainability-related disclosures. GAAP's ability to adapt ensures that it remains a reliable framework for financial reporting. Its emphasis on transparency, consistency, and accountability makes it an indispensable tool for maintaining trust in financial markets. As businesses grow more complex and globalized, the role of GAAP in providing clear and reliable financial information becomes even more critical.

Generally Accepted Accounting Principles form the backbone of modern financial accounting by providing a standardized framework for recording and reporting financial information. Through its well-defined assumptions, principles, and disclosure requirements, GAAP ensures that financial statements are consistent, reliable, and transparent. It enhances comparability across organizations, builds investor confidence, supports regulatory compliance, and promotes sound decision-making. In an increasingly complex and globalized economic environment, the importance of GAAP continues to grow. Although it faces challenges and limitations, its evolving nature allows it to remain relevant and effective. GAAP is not merely a set of technical rules but a vital system that upholds the credibility and integrity of financial reporting worldwide.

1.9 International Financial Reporting Standards (IFRS)

The Global Need for a Unified Financial Language

In an increasingly interconnected global economy, businesses no longer operate within the confined boundaries of a single nation. Corporations raise capital across continents, investors diversify portfolios internationally, and multinational enterprises maintain subsidiaries in dozens of countries. In such a complex environment, the lack of a common accounting language once created confusion, limited comparability, and reduced investor confidence. Each country followed its own accounting principles, leading to significant differences in financial reporting practices. These inconsistencies often distorted financial results and complicated investment decisions. The demand for transparency, comparability, and consistency gave rise to the concept of internationally harmonized accounting standards, which eventually evolved into what are now known as the International Financial Reporting Standards, commonly referred to as IFRS.

IFRS represents a globally accepted set of accounting principles designed to bring uniformity to financial statements across countries. These standards ensure that financial information prepared by entities in different jurisdictions can be easily understood, reliably compared, and effectively analyzed. By providing a single, high-quality accounting framework, IFRS has transformed global financial reporting into a common financial language that enhances trust, reduces risk, and facilitates international capital flows.

Evolution and Institutional Development of IFRS

The origin of IFRS can be traced back to the formation of the International Accounting Standards Committee in the early seventies. This committee was established with the objective of developing and publishing accounting standards that could be accepted worldwide. During its early years, the committee issued a series of standards known as International Accounting Standards. These standards laid the groundwork for global accounting harmonization but lacked sufficient enforcement and widespread adoption.

Recognizing the need for a stronger institutional framework, the International Accounting Standards Board was established at the beginning of the twenty-first century as the successor to the earlier committee. With a more structured governance system, technical expertise, and global representation, the new board introduced a revised set of standards under the name IFRS. These standards were developed using rigorous due process, ensuring that each new standard was based on extensive research, public consultation, and global stakeholder participation. Over time, IFRS gained significant momentum as major economies began adopting it either fully or partially. The European Union mandated IFRS for all listed companies, followed by many countries across Asia, Africa, the Middle East, and Latin America.

Fundamental Objectives of IFRS

The primary objective of IFRS is to provide high-quality, transparent, and comparable financial information that can be relied upon by investors, lenders, regulators, and other stakeholders. Financial statements prepared under IFRS aim to present a true and fair view of an entity's financial position, financial performance, and cash flows. This transparency enables users to make informed economic decisions and assess management stewardship effectively.

Another important objective of IFRS is to reduce information asymmetry between management and external users. By imposing consistent recognition, measurement, and disclosure requirements, IFRS minimizes the scope for manipulation and subjective reporting. It ensures that similar transactions are accounted for in similar ways across different entities and countries. This comparability enhances investor confidence and reduces the cost of capital by lowering perceived risk.

IFRS also aims to promote accountability and efficiency in financial markets. Through standardized disclosures and valuation methods, it ensures that financial information reflects economic reality rather than merely legal form. This alignment with economic substance strengthens corporate governance practices and supports the long-term stability of financial systems.

Conceptual Framework and Underlying Principles

At the heart of IFRS lies the Conceptual Framework, which serves as the theoretical foundation for all standards. The framework outlines the objectives of financial reporting, identifies the qualitative characteristics of useful financial information, defines the elements of financial statements, and establishes recognition and measurement principles. It acts as a guide for standard-setters, preparers, and auditors in situations where specific standards may not provide explicit guidance.

One of the core principles of IFRS is the emphasis on substance over form. This means that transactions are recorded based on their economic reality rather than merely their legal structure. For example, a lease that transfers substantially all risks and rewards of ownership is treated as a purchase even if legal ownership does not change hands. This principle ensures that financial statements reflect the true financial position of an entity.

Another fundamental principle is fair value measurement, which requires assets and liabilities to be measured at their current market value in many cases. Fair value provides more relevant information than historical cost, particularly in dynamic market environments. Although fair value measurement introduces some degree of subjectivity, IFRS establishes detailed valuation techniques and disclosure requirements to maintain reliability and transparency.

Scope and Structure of IFRS Standards

IFRS consists of a comprehensive set of standards that address nearly all aspects of financial reporting. These standards cover areas such as revenue recognition, financial instruments, leases, employee benefits, income taxes, provisions, intangible assets, business combinations, consolidation, and financial statement presentation. Each standard provides detailed guidance on recognition, measurement, presentation, and disclosure.

The structure of IFRS standards is designed to promote consistency and clarity. Every standard specifies its objective, scope, key definitions, recognition criteria, measurement bases, and disclosure requirements. This systematic approach ensures that financial statements prepared under IFRS are both comprehensive and comparable across entities and jurisdictions.

In addition to the standards themselves, IFRS includes interpretations issued by the IFRS Interpretations Committee. These interpretations clarify complex or ambiguous areas and ensure consistent application across countries. Together, the standards and interpretations form a robust accounting framework capable of addressing modern business complexities.

IFRS and Financial Statement Presentation

IFRS prescribes specific requirements for the presentation of financial statements to ensure uniformity and transparency. Entities are required to prepare a complete set of financial statements consisting of a statement of financial position, a statement of profit or loss and other comprehensive income, a statement of changes in equity, a statement of cash flows and explanatory notes. These statements collectively provide a holistic view of an entity's financial performance and position.

The presentation standards emphasize clarity, consistency, and completeness. Items are classified into current and non-current categories, and detailed disclosure of accounting policies is mandatory. The inclusion of other comprehensive income allows entities to report certain gains and losses separately from profit or loss, thereby providing a clearer picture of financial performance. These presentation requirements ensure that users can easily understand and analyze financial information, regardless of the entity's country of origin. This standardized presentation format plays a crucial role in promoting comparability and transparency.

Global Adoption and Economic Significance of IFRS

The widespread adoption of IFRS has had a profound impact on global financial markets. By providing a common accounting language, IFRS has facilitated cross-border investment, mergers, and acquisitions. Investors can now compare financial statements of companies from different countries without having to reconcile multiple accounting frameworks, thereby reducing complexity and transaction costs.

For multinational corporations, IFRS simplifies consolidation processes and improves internal reporting consistency. It also enhances access to international capital markets by meeting the reporting requirements of multiple jurisdictions simultaneously. Governments and regulators benefit from improved financial transparency, which supports better monitoring and enforcement of corporate governance practices. The adoption of IFRS has also contributed to the development of emerging markets by aligning local accounting practices with global standards. This alignment increases investor confidence, attracts foreign direct investment, and promotes economic growth.

Challenges and Criticisms of IFRS

Despite its numerous advantages, IFRS has faced certain challenges and criticisms. One of the main concerns is the complexity of the standards, which can be difficult for small and medium-sized enterprises to implement. The extensive disclosure requirements and fair value measurement techniques often require specialized expertise and advanced valuation models. Another criticism relates to the increased reliance on professional judgment. While judgment enhances flexibility and relevance, it may also reduce comparability and increase the risk of inconsistent application. Differences in interpretation across countries can undermine the objective of global uniformity. Furthermore, the transition to IFRS can be costly and time-consuming, particularly for countries and companies that previously followed significantly different accounting frameworks. These transition costs include system upgrades, staff training, and changes to internal controls.

Future Outlook of IFRS

The future of IFRS appears promising as globalization continues to expand and financial markets become more integrated. The International Accounting Standards Board remains committed to continuously improving standards to reflect emerging business models, technological advancements, and sustainability considerations. Ongoing projects related to digital reporting, climate-related disclosures, and enhanced transparency demonstrate the evolving nature of IFRS. As more countries adopt or converge with IFRS, the goal of a truly global accounting language becomes increasingly attainable. Continued collaboration among regulators, standard-setters, and market participants will further strengthen the effectiveness and credibility of IFRS in the global financial reporting ecosystem.

Perspective

International Financial Reporting Standards represent one of the most significant developments in modern accounting history. By providing a globally accepted framework for financial reporting, IFRS has transformed the way businesses communicate financial information.

It has enhanced transparency, comparability, and investor confidence, thereby supporting efficient capital markets and sustainable economic growth. Although challenges remain in terms of complexity and implementation, the overall benefits of IFRS far outweigh its limitations. As globalization deepens and financial markets evolve, IFRS will continue to play a central role in shaping the future of corporate financial reporting across the world.

1.10 Indian Accounting Standards (Ind AS)

Understanding the Background of Ind AS

Accounting is not merely a method of recording transactions; it is a system that communicates the financial position and performance of an enterprise to a wide range of stakeholders. With globalization expanding business operations beyond national boundaries, the need for uniformity, transparency, and comparability in financial reporting has become increasingly important. Traditional accounting practices, which varied significantly across countries, created difficulties for multinational companies, investors, and regulators who required a common language of accounting. In this global environment, India also felt the necessity to reform its accounting framework to align itself with internationally accepted practices. This led to the development and adoption of Indian Accounting Standards, commonly known as Ind AS.

Ind AS represents a major transformation in India's accounting and financial reporting ecosystem. It is not merely a set of revised accounting rules but a comprehensive convergence of Indian accounting practices with International Financial Reporting Standards (IFRS). The purpose behind introducing Ind AS was to improve the quality of financial reporting, enhance investor confidence, promote transparency, and make Indian financial statements globally comparable. Before Ind AS, Indian companies followed Accounting Standards (AS) issued by the Institute of Chartered Accountants of India (ICAI), which were largely based on traditional and conservative accounting principles. While these standards served the Indian economy well for many decades, the rapidly changing global business environment demanded a more modern, principle-based accounting framework.

Meaning and Concept of Ind AS

Indian Accounting Standards, abbreviated as Ind AS, are a set of accounting principles and rules notified under the Companies Act, 2013, and issued by the Ministry of Corporate Affairs (MCA) in consultation with the National Financial Reporting Authority (NFRA) and ICAI. These standards are largely converged with IFRS, meaning that while they are aligned with international standards, they also incorporate certain carve-outs and modifications to suit Indian economic, legal, and regulatory conditions.

The fundamental concept of Ind AS lies in the principle-based approach rather than a rule-based approach. This implies that instead of prescribing rigid procedures for every accounting situation, Ind AS emphasizes the application of professional judgment to reflect the true and fair view of financial statements. This shift represents a major philosophical change in Indian accounting practices. It encourages accountants and auditors to focus more on the substance of transactions rather than merely their legal form, thereby enhancing the relevance and reliability of financial information.

Ind AS aims to provide more realistic valuation of assets and liabilities by promoting fair value measurement. Under previous Indian GAAP, historical cost was predominantly used, which sometimes failed to reflect the current economic value of assets and obligations. Ind AS introduces fair value accounting in many areas, allowing financial statements to present more updated and meaningful financial information to users.

Evolution and Need for Ind AS in India

The evolution of Ind AS can be traced to India's growing integration with the global economy. As Indian companies started raising funds from international markets and expanding operations abroad, differences between Indian GAAP and IFRS created challenges in financial reporting. Companies had to prepare two sets of financial statements one under Indian standards for statutory compliance and another under IFRS for international investors. This dual reporting increased compliance costs and often led to confusion among stakeholders.

Recognizing these challenges, the Indian government decided to converge Indian accounting standards with IFRS rather than directly adopting IFRS. The convergence approach allowed India to retain certain local legal and regulatory considerations while still achieving substantial alignment with global standards. This resulted in the formulation of Ind AS, which incorporates the principles of IFRS with necessary modifications to address India-specific issues.

The need for Ind AS was also driven by the increasing complexity of business transactions, especially in areas such as financial instruments, business combinations, revenue recognition, and lease accounting. Traditional Indian accounting standards were not sufficiently equipped to deal with these complex transactions in a manner that provided consistent and comparable financial information.

Objectives of Ind AS

The primary objective of Ind AS is to ensure that financial statements present a true and fair view of a company's financial position, performance, and cash flows. By aligning Indian standards with international best practices, Ind AS aims to enhance the credibility and acceptability of Indian financial statements in global markets.

This is particularly beneficial for companies seeking foreign investment, cross-border listings, and international partnerships. Another important objective is to improve transparency in financial reporting. Ind AS mandates extensive disclosures regarding accounting policies, assumptions, estimates, and risks associated with financial instruments and other significant areas. These disclosures enable users of financial statements to make informed decisions based on a deeper understanding of a company's financial health and future prospects.

Ind AS also aims to promote consistency and comparability across companies and industries. By following a uniform accounting framework, companies' financial statements become more comparable, making it easier for investors, analysts, and regulators to evaluate performance and risks.

Key Features of Ind AS

One of the most significant features of Ind AS is its emphasis on fair value measurement. Unlike traditional accounting practices that primarily relied on historical cost, Ind AS requires many assets and liabilities to be measured at fair value. This approach ensures that financial statements reflect current market conditions and provide more relevant information to users. Another key feature is the recognition of substance over form. Ind AS requires transactions to be recorded based on their economic substance rather than merely their legal form. This principle helps prevent the manipulation of financial results through creative structuring of transactions.

Ind AS also introduces comprehensive accounting treatment for complex financial instruments, including derivatives and hedging activities. This enhances the accuracy of financial reporting in sectors such as banking, finance, and large corporations that actively engage in such transactions. Additionally, Ind AS mandates detailed disclosures related to related-party transactions, segment reporting, and risk management. These disclosures increase accountability and transparency, thereby strengthening corporate governance practices.

Applicability and Phased Implementation

The implementation of Ind AS in India was carried out in a phased manner to ensure a smooth transition and to minimize disruptions. Initially, Ind AS was made applicable to large listed and unlisted companies, particularly those with high net worth. Over time, its applicability has been expanded to cover a broader range of companies. This phased approach allowed companies, auditors, and regulators to gradually adapt to the new accounting framework. It also provided sufficient time for training professionals, upgrading accounting systems, and developing necessary infrastructure to support Ind AS compliance.

Advantages of Ind AS

The adoption of Ind AS has brought numerous benefits to the Indian corporate sector. One of the most significant advantages is improved global comparability of financial statements. Since Ind AS is largely aligned with IFRS, financial statements prepared under Ind AS are more easily understood and accepted by international investors and stakeholders.

Another major advantage is enhanced transparency and accountability. The extensive disclosure requirements under Ind AS ensure that stakeholders have access to detailed and meaningful financial information, reducing the risk of financial misstatements and fraud. Ind AS also improves the quality of financial reporting by requiring the use of professional judgment and fair value measurement. This leads to more realistic representation of a company's financial position and performance.

Challenges in Implementation

Despite its numerous benefits, the implementation of Ind AS has not been without challenges. One of the major challenges has been the increased complexity of accounting and reporting requirements. The use of fair value measurement, extensive disclosures, and complex accounting treatments requires a high level of technical knowledge and professional expertise. Another challenge is the need for significant changes in accounting systems, internal controls, and reporting processes. Companies had to invest heavily in training staff, upgrading software, and redesigning financial reporting frameworks to comply with Ind AS.

Indian Accounting Standards represent a significant milestone in the evolution of India's accounting and financial reporting system. By converging with international standards, Ind AS has enhanced the transparency, credibility, and global acceptability of Indian financial statements. It reflects India's commitment to adopting best practices in financial reporting while retaining necessary flexibility to address local conditions.

In today's globalized business environment, Ind AS plays a crucial role in strengthening investor confidence, promoting corporate governance, and facilitating cross-border business activities. Although its implementation has posed certain challenges, the long-term benefits of Ind AS far outweigh these difficulties. As Indian businesses continue to expand globally, Ind AS will remain a cornerstone of reliable and transparent financial reporting in India.

CHAPTER II



ACCOUNTING PROCESS AND JOURNAL

2.1 Business Transactions and Events

Understanding the Idea of Business Transactions and Events

Every business exists in a dynamic environment where countless activities take place every day. These activities may include purchasing raw materials, selling finished goods, paying wages to employees, receiving money from customers, borrowing funds from banks, or investing capital into the enterprise. Each of these actions represents an interaction between the business and its surrounding environment. In accounting, such interactions are carefully observed, identified, and recorded because they influence the financial position and performance of the enterprise. These interactions are broadly classified into business transactions and business events. While the two terms are closely related and often used together, they do not always mean the same thing. A proper understanding of these concepts is fundamental to accounting because they form the starting point of the entire accounting process.

Business transactions and events are the building blocks of accounting records. Without identifying them accurately, it would be impossible to prepare reliable financial statements or to evaluate the true financial health of an organization. They reflect how resources flow into and out of a business, how obligations arise, and how profits or losses are generated. Hence, understanding what constitutes a business transaction or an event, and how each affects the business, is essential for students, accountants, managers, and decision makers.

Meaning of Business Transactions

A business transaction refers to an economic activity that involves the exchange of values between two or more parties and that can be measured in monetary terms. It directly affects the financial position of a business and results in a change in its assets, liabilities, or owner's equity. In simple words, whenever a business gives something and receives something else in return, and the effect of this exchange can be expressed in money, it becomes a business transaction.

For example, when a business purchases goods for cash, it gives cash and receives goods. This exchange can be measured in terms of money and directly affects the financial resources of the business. Similarly, when a business sells goods on credit, it gives goods and acquires a right to receive money in the future. Even though cash is not immediately received, the transaction still affects the financial position of the business and therefore qualifies as a business transaction.

Business transactions are the basic inputs for accounting records. They are recorded in the books of accounts through journal entries, classified into ledgers, and finally summarized in financial statements. Thus, transactions are the foundation upon which the entire accounting system is built.

Nature and Characteristics of Business Transactions

Business transactions possess certain essential characteristics that distinguish them from other activities. One of the most important characteristics is that they must involve an exchange of value. There must be a giver and a receiver, and something of economic value must move between them. This exchange may involve cash, goods, services, or legal rights and obligations. Another important characteristic is that a transaction must have a financial impact on the business. It must change the value of assets, liabilities, or owner's equity. For instance, signing an agreement to purchase machinery in the future does not immediately change the financial position of the business, and therefore it is not considered a transaction until the machinery is actually received or payment is made.

Monetary measurement is also a defining feature of business transactions. Only those activities that can be expressed in terms of money are recognized in accounting. Activities such as improving employee morale, gaining customer goodwill, or enhancing brand reputation are important for business success, but since they cannot be easily measured in monetary terms, they are not recorded as transactions in accounting books. Finally, business transactions must relate to the business entity and not to the personal affairs of the owner. If the owner spends money for personal use, it does not directly relate to the business unless it involves withdrawal of business resources, in which case it becomes a transaction affecting owner's equity.

Meaning of Business Events

Business events refer to occurrences that may or may not involve an immediate exchange of value but have the potential to affect the financial position of a business. An event is any happening that is relevant to the business and can influence its assets, liabilities, income, or expenses. While all transactions are events, not all events are transactions.

For example, the destruction of goods due to fire is a business event. It does not involve an exchange of value between two parties, but it leads to a loss of assets and therefore affects the financial position of the business. Similarly, changes in market prices, expiration of insurance policies, or the passing of time leading to depreciation of assets are events that influence business finances even though they do not involve a direct exchange. Business events are broader in scope than transactions. They include both measurable exchanges and other significant happenings that impact the business financially.

Difference Between Business Transactions and Business Events

Although closely connected, business transactions and events differ in nature and scope. A business transaction always involves an exchange of value between two or more parties, while a business event may simply be an occurrence without any exchange. Transactions always have a monetary impact and are recorded in the books of accounts, whereas some events may not be immediately recorded unless their financial impact can be measured reliably. Transactions are specific, identifiable, and concrete in nature. Events are broader and may include situations or changes that gradually affect the business, such as wear and tear of machinery or changes in market conditions. Thus, transactions form a subset of business events, and understanding both is necessary for a comprehensive view of business activities.

Types of Business Transactions

Business transactions can be classified into various categories based on their nature and mode of settlement. One major classification is cash transactions and credit transactions. Cash transactions are those in which payment is made or received immediately, while credit transactions involve a time gap between the exchange of goods or services and the payment. Another important classification is internal and external transactions. External transactions occur between the business and outside parties such as suppliers, customers, banks, and government authorities. Internal transactions take place within the business itself, such as charging depreciation on machinery or adjusting for outstanding expenses. Though internal transactions do not involve external parties, they still affect the financial position and are therefore recorded in accounting.

Business transactions may also be classified as capital transactions and revenue transactions. Capital transactions relate to the acquisition of long-term assets or raising of long-term funds, such as the purchase of land or issue of shares. Revenue transactions relate to day-to-day business operations and directly affect income and expenses, such as sales, purchases, wages and rent.

Recognition of Business Transactions and Events

The recognition of business transactions and events is guided by certain accounting principles and concepts. The accrual concept requires that transactions be recorded when they occur, not when cash is actually received or paid. This ensures that income and expenses are matched with the period to which they belong, providing a more accurate picture of business performance. The going concern concept assumes that the business will continue to operate in the foreseeable future. Therefore, assets are recorded at their historical cost and gradually written off through depreciation rather than being valued at their immediate sale value. The prudence concept ensures that expected losses are recognized as soon as they are anticipated, while expected gains are recorded only when they are realized.

This concept influences how events such as potential bad debts or decline in asset value are treated in accounting. Recognition also depends on the ability to measure the financial impact reliably. Only those transactions and events that can be measured in monetary terms with reasonable certainty are recorded in the books of accounts.

Role of Business Transactions and Events in Accounting

Business transactions and events play a central role in accounting as they initiate the accounting cycle. The entire accounting process begins with identifying transactions and events, followed by recording them in journals, classifying them into ledgers, summarizing them in trial balances, and finally preparing financial statements. They provide the raw data necessary for preparing income statements, balance sheets, and cash flow statements. Without accurate identification and recording of transactions and events, financial statements would be misleading and unreliable, affecting the decisions of investors, creditors, management, and regulatory authorities. They also help in tracking the flow of resources within the business. By analyzing transactions and events, management can evaluate operating efficiency, control costs, plan future activities, and ensure proper utilization of resources.

Importance of Business Transactions and Events

The importance of business transactions and events lies in their impact on financial reporting and decision making. They provide a factual basis for measuring profit or loss, assessing financial stability, and determining the value of assets and liabilities. They ensure transparency and accountability in business operations by providing a systematic record of all economic activities. They also help in compliance with legal and regulatory requirements. Accurate recording of transactions and events ensures that businesses meet tax obligations, adhere to accounting standards, and maintain proper documentation for audits. Moreover, they support strategic planning by providing historical data that can be used to forecast future trends, evaluate investment opportunities, and manage risks.

Business transactions and events are fundamental concepts in accounting that represent the economic activities and occurrences influencing a business. Transactions involve measurable exchanges of value and form the core of accounting records, while events encompass a broader range of happenings that may affect the financial position of the business. Together, they provide the foundation for accurate financial reporting, informed decision making, and effective financial management. A clear understanding of these concepts is essential for anyone seeking to understand how businesses record, analyze and communicate their financial performance and position.

2.2 Types of Accounts

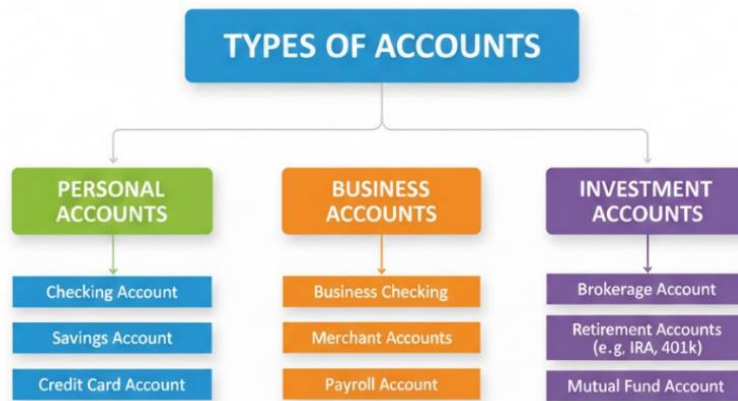


Fig 2.1: Types of Accounts

Accounting is a systematic process of recording, classifying and summarizing financial transactions. One of the foundational concepts in accounting is the concept of accounts. Accounts serve as a mechanism to organize financial data in a structured way, making it easier to track business activities and prepare accurate financial statements. Understanding the types of accounts is crucial for anyone involved in accounting or financial management, as it provides a framework for recording transactions, analyzing business performance, and ensuring regulatory compliance.

Introduction to Accounts

An account can be defined as a record of all financial transactions related to a particular item, asset, liability, revenue, or expense. It provides detailed information about the changes in financial position and helps in determining the profitability and financial stability of a business. Accounts serve as the building blocks of the double-entry bookkeeping system, which ensures that every financial transaction affects at least two accounts, maintaining the fundamental accounting equation.

$$\text{Assets} = \text{Liabilities} + \text{Owner's Equity}$$

Accounts are broadly categorized based on the nature of transactions they record. These categories help in simplifying financial statements and provide clarity in understanding the financial affairs of a business. The classification of accounts is essential for applying rules of debit and credit, which is fundamental in accounting.

The Three Basic Types of Accounts

Traditionally, accounting classifies accounts into three main types: Personal Accounts, Real Accounts, and Nominal Accounts. Each type serves a specific purpose and follows specific rules for recording transactions.

1. Personal Accounts

Personal accounts are accounts related to individuals, firms, companies, or any entity with a separate legal identity. Essentially, a personal account represents a person or an organization with whom the business conducts transactions.

- The Rule for Personal Accounts is
- “Debit the Receiver, Credit the Giver.”

This means that when a business receives something from a person, the receiver’s account is debited, and when the business gives something to a person, the giver’s account is credited.

Personal Accounts can be Further Classified into Three Subtypes

a. Natural Persons

These accounts relate to individual human beings. For example, accounts of suppliers, customers, or employees fall under this category. Transactions like payment of salaries to employees or receiving payment from a customer are recorded in the respective personal accounts.

b. Artificial Persons

Artificial persons refer to entities that are created by law and possess a legal identity. Examples include companies, banks, and other corporate bodies. When a business interacts with a company, such as receiving a loan from a bank, the bank’s account is treated as a personal account.

c. Representative Personal Accounts

Representative personal accounts represent a certain person or group of persons indirectly. For instance, accounts like “Outstanding Salaries,” “Prepaid Rent,” or “Accounts Payable” are representative of employees or creditors. Though they do not directly belong to a person, these accounts represent obligations or receivables associated with individuals or entities. Personal accounts are essential because they help businesses keep track of whom they owe money to and who owes them money. Accurate maintenance of these accounts ensures smooth cash flow management and aids in efficient debt recovery.

2. Real Accounts

Real accounts relate to tangible and intangible assets owned by a business. These accounts reflect the actual resources and properties of a business. Real accounts can be broadly classified as

a. Tangible Assets

Tangible assets are physical items that a business owns and uses in its operations. Examples include cash, machinery, buildings, vehicles, and inventory. Transactions involving the purchase or sale of these assets are recorded in real accounts.

- The Rule for Real Accounts.
- “Debit what Comes in, credit what Goes Out.”

For example, if a business purchases a piece of machinery, the machinery account is debited because the asset is coming into the business. Conversely, if the machinery is sold, the machinery account is credited because the asset is leaving the business.

b. Intangible Assets

Intangible assets are non-physical resources that still hold value for the business. Examples include patents, copyrights, trademarks, goodwill, and software. Despite their lack of physical form, intangible assets are crucial for business operations and are recorded as real accounts. Real accounts are fundamental for understanding the financial position of a business. They help in identifying the total assets available, the capital invested in various resources, and the depreciation or appreciation of assets over time.

3. Nominal Accounts

Nominal accounts pertain to expenses, losses, incomes, and gains. These accounts reflect the business's performance over a period and help in determining profitability. Unlike personal or real accounts, nominal accounts do not represent any person or asset but rather financial activities.

- The Rule for Nominal Accounts.
- “Debit All Expenses and Losses, Credit all Incomes and Gains.”

Nominal accounts are crucial for preparing the income statement of a business. They help in calculating net profit or loss by comparing total incomes and gains with total expenses and losses.

Examples of Nominal Accounts

- **Expenses:** Salaries, Rent, Advertising, Depreciation.
- **Losses:** Bad Debts, Loss on Sale of Asset, Theft or Damage.
- **Income:** Interest Received, Commission Earned, Dividend Income.
- **Gains:** Profit on Sale of Assets, Appreciation of Investments.

Nominal accounts are temporary in nature. They are closed at the end of each accounting period, with their balances transferred to the capital account or retained earnings, thereby resetting them for the next period.

Expanded Classification of Accounts

Beyond the traditional three types, modern accounting recognizes more detailed classifications, especially for larger and complex businesses. These classifications help in more precise financial reporting and analysis.

1. Personal Accounts - Expanded View

In contemporary accounting, personal accounts include several subcategories based on the relationship and nature of transactions

a. Customer Accounts

These accounts track amounts receivable from clients or customers. They help in monitoring credit sales and ensuring timely collections.

b. Supplier or Creditor Accounts

Accounts of suppliers or vendors record amounts payable to them. Maintaining these accounts ensures timely payment and maintains healthy business relationships.

c. Employee Accounts

Accounts related to employees include salaries, wages, bonuses, and benefits. These accounts are critical for internal financial management and legal compliance.

2. Real Accounts - Expanded View

Real accounts can also include classifications such as

a. Fixed Assets

Fixed assets are long-term assets used for production or business operations. Examples include land, buildings, machinery, and vehicles. These assets are subject to depreciation, which is recorded periodically in nominal accounts.

b. Current Assets

Current assets are assets that are expected to be converted into cash within a year. Examples include cash, accounts receivable, inventory, and short-term investments. Current assets are vital for day-to-day business operations and liquidity management.

c. Intangible Assets

Modern businesses heavily invest in intellectual property and digital assets. Intangible assets are accounted for to reflect their value accurately, including goodwill, trademarks, software, patents, and brand value.

3. Nominal Accounts - Expanded View

Nominal Accounts also Encompass Modern Categories like

a. Operating Expenses

Expenses directly related to business operations, such as production costs, marketing, and administrative expenses.

b. Non-Operating Expenses

Expenses not directly linked to core operations, such as interest payments or loss on investments.

c. Revenues and Gains

These include both operating revenues (sales, service income) and non-operating revenues (interest, dividend income). Gains may also include profit on the sale of assets or investment appreciation.

Rules of Debit and Credit

The classification of accounts is closely tied to the rules of debit and credit in double-entry accounting. Each type of account follows a specific rule

- **Personal Accounts:** Debit the Receiver, Credit the Giver.
- **Real Accounts:** Debit what Comes in, Credit what Goes Out.
- **Nominal Accounts:** Debit all Expenses and Losses, Credit all Incomes and Gains.

Understanding and applying these rules correctly ensures that the accounting equation remains balanced and financial statements are accurate.

Modern Perspectives on Accounts

In contemporary accounting, with the advent of digital finance and corporate governance standards, accounts are often further subdivided for managerial and statutory purposes. These include

- **Contingent Accounts:** Accounts that Record Potential Liabilities or Gains Based on Future Events.

- **Suspense Accounts:** Temporary Accounts used to Hold Uncertain or Unclassified Transactions Until they can be Properly Categorized.
- **Contra Accounts:** Accounts that Reduce the Value of a Related Account, such as Accumulated Depreciation Reducing Fixed Asset Values.

Additionally, technological advancements have enabled the automation of accounting systems. Modern Enterprise Resource Planning (ERP) software classifies accounts into detailed ledgers, sub-ledgers, and analytical categories to aid financial planning, taxation, and strategic decision-making.

Importance of Understanding Types of Accounts

Understanding the Different Types of Accounts is Crucial for Several Reasons

- **Accuracy in Financial Reporting:** Correct classification ensures that transactions are recorded accurately, forming the foundation for reliable financial statements.
- **Compliance with Accounting Standards:** Proper account categorization ensures adherence to standards such as IFRS, GAAP, or Ind AS.
- **Decision-Making:** Managers and investors rely on correctly classified accounts to analyze performance, profitability, and liquidity.
- **Fraud Prevention:** Clear account structures make it easier to trace transactions and detect irregularities.
- **Simplification of Accounting Process:** Knowing the types of accounts and their rules streamlines bookkeeping, auditing, and reconciliation processes.

The classification of accounts into personal, real, and nominal types forms the bedrock of the accounting system. Each type serves a specific purpose and follows distinct rules of debit and credit, ensuring the integrity of financial records. Modern accounting expands upon these basic categories to include detailed classifications like fixed assets, current assets, operating expenses, and contingent accounts, reflecting the complex financial realities of contemporary businesses.

A thorough understanding of the types of accounts enables accountants, managers, and stakeholders to maintain accurate financial records, prepare reliable reports, and make informed decisions. It also lays the foundation for advanced financial analysis, strategic planning, and compliance with regulatory frameworks. In essence, accounts are not just tools for recording transactions but instruments that provide insights into the financial health and operational efficiency of a business.

2.3 Rules of Debit and Credit

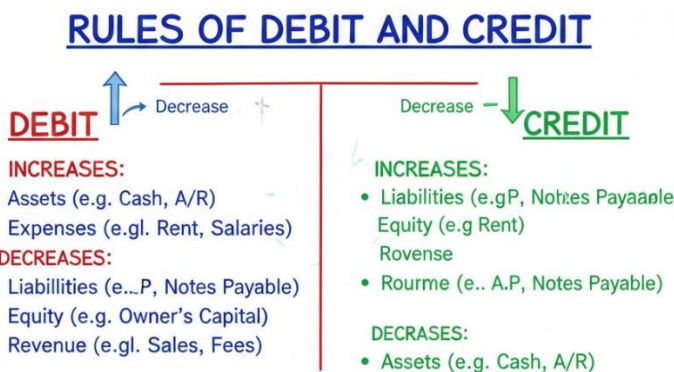


Fig 2.2: Rules of Debit and Credit

Accounting is often described as the language of business, and at the core of this language lie the principles of debit and credit. These principles form the foundation of double-entry bookkeeping, ensuring that every financial transaction is recorded accurately and consistently. The rules of debit and credit are not arbitrary; they are systematically designed to maintain the balance of accounts and provide a clear understanding of the financial position of a business. This essay delves deeply into the nature, significance, and practical application of these rules, illustrating their importance in accounting practice.

Introduction to Debit and Credit

In accounting, every financial transaction affects at least two accounts. This fundamental idea is central to the double-entry system of accounting, which requires that the total debits in a transaction must equal the total credits. Debit and credit are terms used to record the increase or decrease in an account based on its type. Understanding which accounts to debit and which to credit is essential for maintaining accurate records and preparing reliable financial statements. The concept of debit and credit can initially appear confusing due to its nomenclature, which is rooted in old Italian and Latin accounting traditions. 'Debit' comes from the Latin word *debere*, meaning "to owe," while 'credit' originates from *credere*, meaning "to entrust." Despite this etymology, modern accounting has standardized these terms to represent specific actions in different types of accounts.

Types of Accounts

Before discussing the rules of debit and credit, it is important to understand the types of accounts in accounting. There are three primary categories of accounts

- **Personal Accounts:** These accounts relate to individuals, firms, companies, or any other entities with whom the business transacts. Examples include accounts of customers, suppliers and creditors.

- **Real Accounts:** These accounts pertain to tangible and intangible assets owned by the business. Tangible assets include cash, machinery, and buildings, while intangible assets include patents, trademarks, and goodwill.
- **Nominal Accounts:** These accounts are associated with expenses, losses, incomes, and gains. They are used to track the financial performance of the business over a period.

Each category of account follows specific rules for debit and credit, which are fundamental to recording transactions correctly.

The Golden Rules of Accounting

The rules of debit and credit are often called the golden rules of accounting. These rules differ based on the type of account involved

Personal Accounts

- The rule for personal accounts is: Debit the receiver, Credit the giver.
- This means that when a person or entity receives value from the business, their account is debited, and when they give value to the business, their account is credited.

Example

If a business receives cash from a customer, the customer's account is credited (Because they Gave Money) and cash account is debited (Because the Business Received it).

Real Accounts

- **The Rule for Real Accounts is:** Debit what Comes in, Credit what Goes Out.
- This Rule Applies to Assets and Resources of the Business. When an Asset Enters the Business, it is Debited and when an Asset Leaves the Business, it is Credited.

Example

If a business purchases machinery for cash, the machinery account is debited (Since Machinery has Come in) and cash account is credited (Since Cash has Gone Out).

Nominal Accounts

- **The Rule for Nominal Accounts is:** Debit all expenses and losses, Credit all incomes and gains.
- This ensures that the business can track its financial performance over time. Expenses and losses decrease capital and are therefore debited, while incomes and gains increase capital and are credited.

Example

- If the business pays rent, the rent expense account is debited (Expense) and cash account is credited (Payment Made).
- These three rules serve as the foundation of double-entry bookkeeping and guide accountants in recording transactions consistently.

Detailed Explanation of Debit and Credit

Understanding Debit

A debit entry in accounting signifies an increase in assets or expenses or a decrease in liabilities, equity, or income. Debit entries are traditionally made on the left side of an account ledger. The left-hand placement is a historical convention that has been maintained in modern accounting to preserve uniformity in records. Debit can be thought of as an inflow in some accounts and an outflow in others, depending on the type of account. For example, debiting a cash account increases cash, but debiting a liability account, such as a loan, reduces the liability.

Understanding Credit

A credit entry represents an increase in liabilities, equity, or income or a decrease in assets or expenses. Credits are recorded on the right-hand side of an account ledger. Just like debits, the interpretation of a credit entry depends on the type of account. For instance, crediting a revenue account increases income, while crediting an asset account like cash reduces the asset.

The Dual Aspect Concept

The rules of debit and credit are anchored in the dual aspect concept of accounting, which states that every transaction has two aspects: giving and receiving. This principle ensures that for every debit entry made, there is an equal and corresponding credit entry. For example, when a business buys inventory for cash, the inventory account is debited, and the cash account is credited. This balance preserves the integrity of the accounting equation.

$$\text{Assets} = \text{Liabilities} + \text{Equity}$$

The dual aspect ensures that this equation remains balanced after every transaction.

Application of Debit and Credit Rules

Transactions Involving Personal Accounts

Transactions with personal accounts are common in everyday business. Whenever the business engages with a customer, supplier, or other entity, the golden rule of personal accounts is applied.

Example

Suppose a business pays a supplier for raw materials worth ₹50,000. The supplier's account is credited (As the Supplier Gave the Materials) and cash or bank account is debited (As Cash has Gone Out).

Transactions Involving Real Accounts

Real accounts primarily involve assets and resources of the business. Recording these transactions accurately is crucial for reflecting the company's financial position.

Example

If a company purchases furniture for office use with cash, the furniture account (Asset Coming in) is debited, and cash account (Asset Going Out) is credited.

Transactions Involving Nominal Accounts

Nominal accounts deal with the income and expenditure of a business. These accounts help determine profit or loss at the end of an accounting period.

Example

Payment of electricity bill worth ₹5,000 will involve debiting electricity expense account and crediting cash or bank account.

Combined Transactions

In many cases, transactions affect multiple accounts of different types. Proper application of the rules ensures that all accounts reflect accurate information.

Example

A company sells goods on credit for ₹10,000. Here, the customer account (Personal Account) is debited, and the sales account (Nominal Account) is credited. This transaction affects both personal and nominal accounts simultaneously.

Importance of Rules of Debit and Credit

The rules of debit and credit are not merely theoretical concepts they hold practical significance in accounting practice. The key benefits include

- **Accuracy in Recording:** By following these rules, accountants can ensure that all transactions are recorded correctly, preventing errors and discrepancies.
- **Consistency in Accounting:** Standardized rules ensure uniformity across accounting records, making it easier to compare financial statements across periods.

Financial Accounting

- **Detection of Errors:** Adherence to debit and credit rules allows for easier detection of errors. If total debits do not equal total credits, it indicates mistakes in the ledger.
- **Facilitates Financial Analysis:** Accurate application of these rules provides reliable data for financial analysis, decision-making, and planning.
- **Legal and Regulatory Compliance:** Businesses are often required to maintain accounts according to accepted accounting standards. Correct use of debit and credit rules ensures compliance.

Common Mistakes and Misconceptions

Despite the apparent simplicity of the rules, many beginners make mistakes in applying debit and credit principles. Common errors include

- **Confusing Debit and Credit:** Students often mix up which accounts to debit and which to credit, especially in complex transactions involving multiple accounts.
- **Ignoring Account Types:** Applying a rule meant for one type of account to another type leads to incorrect records. For example, treating a nominal account as a real account can distort financial statements.
- **Partial Recording:** Not recording both aspects of a transaction violates the dual aspect concept and results in unbalanced accounts.
- **Overlooking Complex Transactions:** Some transactions involve several accounts, and failing to analyze them thoroughly can lead to mistakes. For instance, paying a creditor by issuing a promissory note involves both cash and liability accounts.

Understanding these pitfalls is essential for maintaining accurate accounting records.

Modern Adaptations

While the traditional rules of debit and credit remain valid, modern accounting systems and software have automated much of the recording process. Software like Tally, QuickBooks, and SAP automatically classify transactions into debit and credit entries, reducing human error. However, understanding the underlying principles remains crucial for accountants to analyze, verify, and interpret the data generated by these systems.

Moreover, with the rise of international accounting standards like IFRS and Ind AS, the classification and treatment of accounts have become more standardized, making the rules of debit and credit universally applicable. The rules of debit and credit form the backbone of accounting. They provide a structured framework for recording and classifying financial transactions, ensuring accuracy, consistency, and reliability in financial reporting.

By categorizing accounts into personal, real, and nominal types, and applying the corresponding golden rules, accountants can maintain a clear record of all business activities. These rules also enable the detection of errors, facilitate financial analysis, and ensure compliance with regulatory requirements. Despite technological advancements, the fundamental principles of debit and credit remain as relevant today as they were centuries ago. Mastery of these rules is essential for anyone pursuing a career in accounting or finance, as they underpin every ledger entry, trial balance, and financial statement. In essence, understanding and applying the rules of debit and credit is not just an academic exercise; it is a vital skill that supports the very functioning of businesses in the modern economic landscape.

2.4 Journal Entries and Narration

Accounting serves as the backbone of any business, providing systematic recording, reporting, and interpretation of financial transactions. Among its fundamental processes, journalizing occupies a crucial position. The journal is often referred to as the book of original entry, because it is the first point at which a financial transaction is formally recorded in the accounting system. Alongside journal entries, narration forms an essential component, ensuring that each entry is not only accurate but also descriptive enough to convey its purpose and context.

Meaning and Importance of Journal Entries

A journal entry is the formal record of a financial transaction in the accounting books. Every financial event that affects the business must be recorded in chronological order in the journal. This ensures that there is a detailed and permanent record of every transaction. Journal entries capture both the debit and credit aspects of each transaction, maintaining the dual aspect principle of accounting, which states that every transaction has two equal and opposite effects on the accounting equation.

The importance of journal entries can be understood from several perspectives. Firstly, they serve as the foundation for all other accounting processes, including posting to ledger accounts, trial balances, and the preparation of financial statements. Accurate journal entries ensure the reliability and integrity of financial data, which in turn enables management, investors, and other stakeholders to make informed decisions. Secondly, journal entries assist in tracking the financial history of the business. When discrepancies arise, accountants can trace transactions back to the journal to identify errors or irregularities.

Characteristics of a Good Journal Entry

A well-prepared journal entry exhibits several characteristics. It must be accurate, reflecting the true nature and amount of the transaction. It should be complete, including all relevant details such as the date, accounts involved, amounts debited and credited, and a concise but descriptive narration.

It must also be chronological, as this allows the accountant or auditor to trace the sequence of transactions over time. Additionally, a journal entry should adhere to consistency and compliance, following the accounting standards, principles, and conventions relevant to the business.

Structure of a Journal Entry

Every Journal Entry Generally follows a Standard Format

- **Date of the Transaction:** This Helps Maintain Chronological Order and Provides a Timeline for Financial Events.
- **Accounts to be Debited and Credited:** The Debit Account is Usually Written First, followed by the Credit Account, which is Indented to the Right.
- **Amounts:** The Monetary Value Corresponding to the Debit and Credit Sides is Recorded, Ensuring that Total Debits Equal Total Credits.
- **Narration:** A Brief Description of the Transaction, Explaining its Nature and Purpose.

For example, if a company purchases office supplies for cash, the journal entry would include the debit to Office Supplies Account and credit to Cash Account, with a narration stating the purpose of the purchase.

Types of Journal Entries

Journal entries can be broadly classified into several types based on their nature and purpose

- **Simple Journal Entries:** These involve a single debit and a single credit. They are straightforward and common in daily business operations. For example, payment of rent or purchase of stationery.
- **Compound Journal Entries:** These involve multiple debits or multiple credits or both. Such entries are required when a single transaction affects multiple accounts. For example, payment of salaries including various deductions for taxes, provident fund, and other contributions.
- **Recurring Journal Entries:** Some transactions occur regularly, such as monthly rent, depreciation, or salaries. These recurring transactions can be recorded using recurring journal entries, often automated in modern accounting systems.
- **Adjusting Journal Entries:** At the end of an accounting period, certain adjustments are necessary to align the accounting records with the actual financial situation. These include accruals, deferrals, depreciation, and provisions. Adjusting journal entries ensure that revenues and expenses are recognized in the appropriate accounting period, adhering to the accrual principle.

- **Closing Journal Entries:** At the end of an accounting cycle, temporary accounts such as revenue and expenses need to be closed to retained earnings or capital accounts. Closing journal entries transfer balances to reflect the net income or loss for the period.
- **Reversing Journal Entries:** These are optional entries made at the beginning of the new accounting period to reverse certain adjusting entries from the previous period. They simplify the recording of subsequent transactions.

Principles of Journalizing

Journalizing must Follow Certain Principles to Maintain Accuracy and Compliance

- **Dual Aspect Principle:** Every Transaction Must Have Equal Debit and Credit Effects.
- **Consistency Principle:** Similar Transactions should be Recorded Consistently Over Time.
- **Historical Cost Principle:** Transactions Should be Recorded at their Original Cost or Value at the Time they Occur.
- **Materiality Principle:** Only Significant Transactions that Affect the Financial Statements Need to be Recorded in Detail.
- **Clarity and Transparency:** Narrations Should Provide Enough Information to Understand the Nature of the Transaction.

Narration in Journal Entries

Narration refers to the brief description included with a journal entry, explaining the purpose or context of the transaction. While the monetary aspects of an entry are important, narration adds clarity, context, and auditability. A good narration allows anyone reviewing the accounts, including auditors, managers, or other stakeholders, to understand why the transaction was recorded, without referring to source documents.

Importance of Narration

Narration is Often Overlooked, but it Plays a Crucial Role in Accounting

- **Provides Context:** It Explains the Nature of the Transaction and why it Occurred.
- **Facilitates Auditing:** Auditors can Quickly Understand the Transaction, Reducing the Need to Cross-Reference Multiple Documents.
- **Improves Accountability:** Clear Narrations Ensure Transparency in Recording Business Events.
- **Prevents Errors:** Detailed Descriptions Reduce Ambiguity, Helping Prevent Misclassification of Transactions.

Guidelines for Effective Narration

An effective narration should be concise, precise, and informative. It should include

- The Purpose of the Transaction (e.g., Purchase of Office Supplies, Payment of Electricity Bill).
- Any References such as Invoice Numbers, Receipt Numbers, or Contract References.
- The Parties Involved, Especially for Transactions with Vendors, Clients, or Employees.

For example, a proper narration for payment of electricity bill may read: "Payment of electricity bill for December 2025 to XYZ Power Company through cheque no. 12345."

Examples of Narration

- **Purchase of Goods on Credit:** "Purchased 500 Units of Raw Material from ABC Suppliers on Credit."
- **Sale of Goods for Cash:** "Cash Sale of 100 Units of Finished Goods to Mr. Ramesh."
- **Payment of Salaries:** "Payment of Monthly Salaries to Employees for the Month of December 2025."
- **Bank Loan Received:** "Received Loan from XYZ Bank, as Per Loan Agreement Dated 1st Dec 2025."

Recording Process of Journal Entries

The Process of Recording Journal Entries can be Outlined in Several Steps

- **Analyzing the Transaction:** Determine which Accounts are Affected and Identify their Types (Asset, Liability, Equity, Revenue, Expense).
- **Determining Debit and Credit:** Apply the rules of debit and credit based on the type of accounts.
- **Preparing the Entry:** Write the entry in the journal with debit first, followed by credit, including amounts.
- **Including Narration:** Provide a concise description of the transaction.
- **Verification:** Ensure that total debits equal total credits, and that the entry is accurate and complete.
- **Posting to Ledger:** Transfer the journal entries to the respective ledger accounts to maintain the account balances.

Rules of Debit and Credit in Journal Entries

Understanding rules of debit and credit is critical to journalizing transactions correctly

- **Personal Accounts:** Debit the Receiver, Credit the Giver.
- **Real Accounts:** Debit what Comes in, credit what Goes Out.
- **Nominal Accounts:** Debit All Expenses and Losses, Credit All Incomes and Gains.

For example, when the business pays rent, Rent Expense (a nominal account) is debited, and Cash/Bank (a real account) is credited.

Common Mistakes in Journal Entries and Narration

Even seasoned accountants can make mistakes while journalizing. Common errors include

- Incorrect Identification of Accounts to Debit or Credit.
- Omitting or Providing Insufficient Narration.
- Posting Incorrect Amounts.
- Failing to Record Transactions Chronologically.
- Using Ambiguous Descriptions that are Not Self-Explanatory.

To avoid these mistakes, accountants should verify transactions against source documents such as invoices, bills, receipts, contracts, and bank statements.

Technological Advancements in Journal Entries

Modern accounting systems, including ERP software and cloud-based accounting platforms, have transformed journalizing. Automated systems reduce manual errors and enable

- **Automated Recurring Entries:** Salaries, Rent and Depreciation can be Recorded Automatically.
- **Integrated Narration Templates:** Standardized Narrations Improve Consistency.
- **Real-Time Posting:** Entries are Updated in Ledgers Instantly, Allowing for Up-to-Date Financial Reporting.
- **Audit Trails:** Software Maintains a Detailed History of All Entries, Improving Accountability.

Despite automation, understanding the principles of journal entries and narration remains critical for accountants to ensure data integrity and compliance with accounting standards.

Role of Journal Entries and Narration in Financial Reporting

Journal entries and narrations form the foundation for accurate financial reporting. Without proper journalizing

- Trial Balances May Not Balance.
- Ledgers May Reflect Incorrect Balances.
- Financial Statements such as Balance Sheets, Income Statements and Cash Flow Statements may be Misleading.
- Stakeholders may Make Decisions Based on Inaccurate Data, Potentially Causing Financial Loss.

By maintaining a detailed record with clear narrations, businesses can ensure that every transaction is traceable, verifiable, and accurately reflected in the financial statements. Journal entries and narrations are fundamental to the discipline of accounting. While journal entries ensure that all financial transactions are recorded systematically, narrations add clarity and context, transforming numerical data into meaningful information. Mastery of journalizing is crucial not only for maintaining accurate records but also for enabling effective financial management, decision-making, and compliance with accounting standards.

In today's digital era, while accounting software automates many processes, the accountant's understanding of journal entries and narrations remains indispensable. Proper training, attention to detail, and adherence to accounting principles ensure that the financial data of a business remains reliable, transparent, and audit-ready. Through careful journalizing and precise narration, businesses can build an accounting framework that serves as a robust foundation for growth, accountability and sustainable financial management.

2.5 Compound Journal Entries

Accounting is a system of recording, classifying, and summarizing financial transactions in a systematic manner. The backbone of this system is the journal, which records transactions chronologically. Among the various types of journal entries, compound journal entries are particularly significant because they allow accountants to record complex transactions involving multiple accounts in a single entry. Understanding compound journal entries is crucial for accurate financial reporting, as they ensure that all aspects of a transaction are reflected correctly in the accounts.

Meaning and Definition of Compound Journal Entries

A compound journal entry is an accounting entry that involves more than two accounts. Unlike simple journal entries, which involve a single debit and a single credit, compound entries may involve multiple debits, multiple credits, or a combination of both.

The defining characteristic of a compound journal entry is that it records all effects of a transaction in one single journal entry, maintaining the principle of duality. For example, if a business purchases machinery by paying partly in cash and partly through a bank loan, this transaction affects three accounts: Machinery, Cash, and Loan Payable. Recording this as a single compound journal entry ensures clarity and completeness in accounting records.

Importance of Compound Journal Entries

- Compound journal entries are crucial for several reasons. First, they simplify the recording process for complex transactions, reducing the need for multiple separate entries. This not only saves time but also minimizes the risk of errors that can occur when breaking a single transaction into multiple entries.
- Second, compound entries provide a clear and holistic view of a transaction, showing how different accounts are affected simultaneously. This is particularly important for managerial decision-making, as it gives an accurate picture of the organization's financial position.
- Third, compound entries ensure that the accounting equation ($\text{Assets} = \text{Liabilities} + \text{Equity}$) is maintained. By recording all debits and credits in one entry, the fundamental balance in the accounts is preserved, reducing the chances of discrepancies in the ledger.

Rules of Compound Journal Entries

The rules of compound journal entries are grounded in the double-entry system of accounting, which dictates that every transaction affects at least two accounts. The rules can be summarized as follows

- **All Accounts must be Affected:** Identify all accounts involved in the transaction, including assets, liabilities, equity, revenues, and expenses.
- **Separate Debits and Credits:** Determine which accounts are to be debited and which are to be credited.
- **Ensure the Total of Debits Equals Total of Credits:** The sum of the debit amounts must always equal the sum of the credit amounts, preserving the balance of the accounting equation.
- **Use a Single Entry for Multiple Accounts:** Record the transaction in a single journal entry rather than multiple separate entries.

By adhering to these rules, accountants can maintain accuracy and clarity in financial records.

Difference Between Simple and Compound Journal Entries

To understand compound journal entries, it is important to contrast them with simple journal entries.

Simple Journal Entry: Involves only two accounts, one debit and one credit. For example, if a company purchases stationery in cash, the entry would be

- Debit Stationery Account
- Credit Cash Account

Compound Journal Entry: Involves more than two accounts. For example, if a company pays salaries partly in cash and partly by bank transfer, the entry could be

- Debit Salary Expense Account
- Credit Cash Account
- Credit Bank Account

The key difference lies in the number of accounts involved and the complexity of the transaction. Compound entries allow for greater efficiency in recording multifaceted transactions.

Situations Requiring Compound Journal Entries

Compound journal entries are used in situations where a transaction has multiple effects on the financial statements. Some common scenarios include

- **Purchase of Assets:** When assets are purchased through a combination of cash and credit, multiple accounts such as Cash, Asset, and Accounts Payable are affected.
- **Payment of Expenses:** Certain expenses, like salaries or utility bills, may be paid partly in cash and partly on credit.
- **Receipt of Revenue:** Revenue may be received through multiple channels, affecting Cash, Bank, and Accounts Receivable.
- **Adjustment Entries:** At the end of an accounting period, compound journal entries are used for accruals, prepayments, depreciation, and provisions to adjust multiple accounts simultaneously.
- **Loan Transactions:** Borrowing or repayment of loans often impacts Cash, Loan Payable, and Interest Expense accounts.

Recognizing these situations ensures that accountants apply compound entries correctly and maintain accurate financial records.

Structure of Compound Journal Entries

A compound journal entry is structured in the same way as a simple journal entry, but with multiple accounts listed under debits and/or credits. The standard format includes

- **Date of the Transaction:** The Day the Transaction Occurred.
- **Account Titles:** All Affected Accounts are Listed, with Debits on Top and Credits Below.
- **Amount of Each Account:** The Exact Amount Debited or Credited for each Account.
- **Narration:** A Brief Description of the Transaction Explaining its Nature and Purpose.

For example, if a business purchases office equipment for ₹50,000, paying ₹20,000 in cash and the rest on credit, the compound journal entry would be.

Date: 29th December 2025

Journal Entry

- Debit Office Equipment ₹50,000.
- Credit Cash ₹20,000.
- Credit Accounts Payable ₹30,000.

Narration: Purchased office equipment, paid partly in cash and partly on credit.

This format ensures clarity and makes it easy to post the amounts to the ledger accounts.

Examples of Compound Journal Entries

To Understand the Concept Fully, it is Helpful to Examine Practical Examples

Example 1: Purchase of Furniture

A company buys furniture for ₹80,000, paying ₹30,000 in cash and the balance through a bank loan. The compound journal entry is

- Debit Furniture Account ₹80,000.
- Credit Cash Account ₹30,000.
- Credit Bank Loan Account ₹50,000.

Narration: Purchased furniture partly by cash and partly through bank loan.

Financial Accounting

Example 2: Payment of Salaries

A business pays salaries totaling ₹1,00,000, ₹70,000 in cash and ₹30,000 through bank transfer.

- Debit Salary Expense Account ₹1,00,000.
- Credit Cash Account ₹70,000.
- Credit Bank Account ₹30,000.

Narration: Paid salaries partly in cash and partly through bank transfer.

Example 3: Sale of Goods

Goods costing ₹50,000 are sold for ₹80,000, with ₹50,000 received in cash and ₹30,000 on credit.

- Debit Cash Account ₹50,000.
- Debit Accounts Receivable ₹30,000.
- Credit Sales Account ₹80,000.

Narration: Sold goods partly for cash and partly on credit.

These examples illustrate how compound journal entries efficiently capture complex transactions.

Advantages of Compound Journal Entries

Compound Journal Entries Offer Several Advantages

- **Efficiency:** Recording Multiple Accounts in a Single Entry Saves Time and Reduces Redundancy.
- **Clarity:** The Complete Impact of a Transaction is Visible in One Entry, Making it Easier for Stakeholders to Understand.
- **Accuracy:** Reduces the Risk of Errors that may Occur when Recording Multiple Simple Entries for the Same Transaction.
- **Compliance:** Helps Ensure Adherence to Accounting Standards by Providing a Detailed Record of Complex Transactions.
- **Simplified Ledger Posting:** Since all Accounts Affected are Recorded in a Single Entry, Posting to the Ledger Becomes more Straightforward.

Challenges of Compound Journal Entries

Despite their Advantages, Compound Journal Entries also Present Certain Challenges

- **Complexity:** Understanding which Accounts are Affected and how can be Challenging for Beginners.
- **Error Detection:** Errors in Compound Entries may be Harder to Detect Because Multiple Accounts are Involved.
- **Requires Knowledge:** Properly Preparing a Compound Entry Requires a thorough Understanding of Accounting Principles and the Nature of each Account.
- **Overlooking Details:** There is a Risk of Omitting an Affected Account, which can Distort the Financial Statements.

To overcome these challenges, accountants must be diligent in analyzing transactions and ensuring that all accounts are accurately recorded.

Posting Compound Journal Entries to Ledger

Once compound journal entries are recorded in the journal, they are posted to the respective ledger accounts. The process involves

- **Identifying Accounts:** Recognize All Debit and Credit Accounts in the Journal Entry.
- **Posting Debits:** Transfer the Debit Amounts to the Debit Side of Each Respective Ledger Account.
- **Posting Credits:** Transfer the Credit Amounts to the Credit Side of each Respective Ledger Account.
- **Balancing Accounts:** After Posting, Calculate the Balance of Each Account to Verify Accuracy.

For instance, in the earlier example of purchasing office equipment, the Furniture account will show a debit of ₹50,000, Cash account will show a credit of ₹20,000, and Accounts Payable will show a credit of ₹30,000. This ensures that each account reflects the transaction correctly.

Compound journal entries play an indispensable role in accounting, enabling businesses to record complex transactions involving multiple accounts efficiently and accurately. By understanding their structure, rules, and applications, accountants can ensure that financial records are complete, reliable, and compliant with accounting standards. While they present some challenges in terms of complexity and error detection, the benefits of clarity, efficiency, and accuracy make compound journal entries a vital tool in modern accounting practices.

Mastering compound journal entries is not only a technical necessity but also a cornerstone of developing strong accounting judgment, allowing businesses to present a true and fair view of their financial position.

2.6 Subsidiary Books

Subsidiary Books			
Cash Book	Sales Returns Book	Sales Book	Bills Receivable Book
Purchase Book	Journal Proper	Purchase Returns Book	Bills Payable Book

Fig 2.3: Subsidiary Books

Accounting, at its core, is the systematic recording, classification, and summarization of financial transactions. While the general ledger serves as the principal repository of all accounting data, businesses often face a high volume of daily transactions. Recording every transaction directly in the ledger would be cumbersome and inefficient. To streamline the process, accountants use subsidiary books, specialized books of original entry, to record specific types of transactions before posting them to the general ledger. Subsidiary books help organize transactions, improve accuracy, and facilitate easier retrieval of information.

Meaning and Importance of Subsidiary Books

Subsidiary books, also known as books of original entry, are records where specific types of transactions are recorded in a systematic manner. Instead of writing all transactions directly in the ledger, businesses first record them in subsidiary books according to their nature. Later, the totals from these books are posted to the respective ledger accounts. The importance of subsidiary books cannot be overstated. They not only save time but also reduce errors by classifying transactions in an organized manner. For instance, all credit purchases can be recorded in a single book the Purchase Book which simplifies accounting and ensures that no transaction is omitted. By segregating transactions, subsidiary books also facilitate better internal control. Since each book focuses on a particular type of transaction, it becomes easier to verify, audit, and trace errors. Additionally, these books provide management with detailed insights, such as credit sales, credit purchases, or returns, which assist in financial decision-making.

Types of Subsidiary Books

Subsidiary books are primarily classified based on the nature of the transactions. The main types include the Purchase Book, Sales Book, Purchase Returns Book, and Sales Returns Book. Other specialized books may include the Cash Book, Journal Proper, Bills Receivable Book, and Bills Payable Book, but the focus here is on the four primary books used in credit transactions.

2.6.1 Purchase Book

The Purchase Book, also called the Credit Purchase Book, is used to record all credit purchases of goods made by a business. Cash purchases are not recorded here; they are usually recorded in the Cash Book. The main purpose of the Purchase Book is to maintain a systematic record of all purchases made on credit, which later aids in updating individual supplier accounts and the Purchase Account in the ledger.

Format of the Purchase Book

A typical Purchase Book has columns for the date of purchase, the name of the supplier, invoice or bill number, details of goods purchased, quantities, rate, and total amount. Some businesses also include columns for discounts allowed, freight charges, or other additional expenses. The usual layout is as follows

- **Date:** The Day on which the Purchase was Made.
- **Supplier Name:** Name of the Seller from whom Goods were Purchased.
- **Invoice Number:** The Reference Number of the Purchase Invoice.
- **Details of Goods:** Description of Goods Purchased.
- **Quantity:** Number of Units Purchased.
- **Rate:** Price Per Unit of Goods.
- **Amount:** Total Amount Payable.

Rules for Recording in Purchase Book

- Only Credit Purchases of Goods are Recorded. Cash Purchases are Excluded.
- Each Entry is made Chronologically Based on the Date of Purchase.
- A Separate Entry is Made for Each Supplier. Multiple Invoices from the Same Supplier on the Same Day may be Combined, Provided the Details are Clearly Stated.
- Total Amounts from the Purchase Book at the End of a Month are Posted to the Purchase Account in the General Ledger.
- The Supplier's Account in the Ledger is Updated Individually with each Credit Purchase Entry.

Example of Purchase Book

Suppose a Business Purchased Goods from Three Suppliers on Credit

- From A Ltd., Goods Worth ₹50,000 on 1st January, Invoice no. 101.
- From B Ltd., Goods Worth ₹30,000 on 3rd January, Invoice no. 102.
- From C Ltd., Goods Worth ₹20,000 on 5th January, Invoice no. 103.

These transactions are recorded in the Purchase Book in chronological order. The total amount of ₹1,00,000 is later posted to the Purchase Account, and the respective supplier accounts are updated in the ledger.

2.6.2 Sales Book

The Sales Book, also known as the Credit Sales Book, is used to record all credit sales of goods made by the business. Cash sales are excluded and are recorded separately in the Cash Book. The Sales Book ensures that all credit sales are systematically documented, enabling easy tracking of customer accounts and calculation of revenue.

Format of the Sales Book

The Sales Book Typically Contains the Following Columns

- **Date:** The Date on which the Sale Occurred.
- **Customer Name:** Name of the Buyer to whom Goods are Sold on Credit.
- **Invoice Number:** Reference Number of the Sales Invoice.
- **Details of Goods:** Description of Goods Sold.
- **Quantity:** Number of Units Sold.
- **Rate:** Selling Price Per unit.
- **Amount:** Total Sale Amount.

Additional columns may include freight charges, trade discounts, or taxes applicable, depending on business requirements.

Rules for Recording in Sales Book

- Only Credit Sales of Goods are Recorded. Cash Sales are Recorded Separately.
- Entries are Made Chronologically.
- Each Customer is Entered Separately and Multiple Sales to the Same Customer on the Same Day can be Consolidated.
- Total Sales from the Sales Book at the End of a Period are Posted to the Sales Account in the Ledger.
- Customer Accounts in the Ledger are Updated with each Credit Sale Entry.

Example of Sales Book

A Company Makes the following Credit Sales

- To X Ltd., Goods Worth ₹40,000 on 2nd January, Invoice no. 201.
- To Y Ltd., Goods Worth ₹25,000 on 4th January, Invoice no. 202.
- To Z Ltd., Goods Worth ₹35,000 on 6th January, Invoice no. 203.

The transactions are recorded in the Sales Book in sequence, and the total of ₹1,00,000 is posted to the Sales Account. Individual customer accounts are credited with the respective amounts.

2.6.3 Purchase Returns Book

Also referred to as the Returns Outward Book, the Purchase Returns Book is used to record goods returned to suppliers. These returns usually occur when goods are damaged, defective, or not as per the order. Recording purchase returns separately ensures that the business can accurately adjust its liability toward suppliers and maintain correct stock levels.

Format of the Purchase Returns Book

The Format of the Purchase Returns Book Includes Columns such as

- **Date:** Date of Return.
- **Supplier Name:** Name of the Supplier to whom Goods are Returned.
- **Credit Note Number:** Reference Number of the credit note issued by the Supplier.
- **Details of Goods:** Description of Goods Returned.
- **Quantity:** Number of Units Returned.
- **Rate:** Original Purchase Price Per Unit.
- **Amount:** Total Value of Goods Returned.

Rules for Recording in Purchase Returns Book

- Only Goods Purchased on Credit that are Returned are Recorded. Cash Purchase Returns are Recorded in the Cash Book.
- Returns Should be Recorded in Chronological Order.
- Each Return is Recorded Separately by Supplier and Date.
- The Total of the Purchase Returns Book is Posted to the Purchase Account in the Ledger, Reducing the Total Purchases.
- Supplier Accounts are Debited to Reflect the Reduction in Liability.

Example of Purchase Returns Book

A Company Returns Defective Goods to Suppliers as Follows

- To A Ltd., goods worth ₹5,000 on 10th January, credit note no. 301.
- To B Ltd., goods worth ₹3,000 on 12th January, credit note no. 302.

The total amount of ₹8,000 is deducted from the total purchases, and the supplier accounts are updated accordingly.

2.6.4 Sales Returns Book

The Sales Returns Book, also known as the Returns Inward Book, records goods returned by customers. Customers may return goods for reasons such as damage, defects, or order discrepancies. Proper documentation of sales returns ensures accurate revenue recognition, correct stock levels, and adjustments in customer accounts.

Format of the Sales Returns Book

The Sales Returns Book Typically Contains the following Columns

- **Date:** Date of return.
- **Customer Name:** Name of the Customer Returning the Goods.
- **Credit Note Number:** Reference Number of the Credit Note Issued to the Customer.
- **Details of Goods:** Description of Goods Returned.
- **Quantity:** Number of Units Returned.
- **Rate:** Selling Price Per Unit.
- **Amount:** Total Value of Goods Returned.

Rules for Recording in Sales Returns Book

- Only Credit Sales Returns are Recorded. Cash Sales Returns are Recorded in the Cash Book.
- Entries Should be Made Chronologically.
- Each Return is Recorded Individually by Customer.
- The total of the Sales Returns Book is Posted to the Sales Account, Reducing Total Sales.
- Customer Accounts are Debited to Reflect the Reduction in the Amount Receivable.

Example of Sales Returns Book

Suppose Customers Return Goods as follows

- X Ltd. Returns Goods Worth ₹4,000 on 15th January, Credit Note no. 401.
- Y Ltd. Returns Goods Worth ₹2,500 on 17th January, Credit Note no. 402.

The total sales returns of ₹6,500 reduce the total sales, and the customer accounts are updated accordingly.

Advantages of Subsidiary Books

Subsidiary books offer multiple advantages for businesses. Firstly, they reduce the burden on the general ledger by recording detailed transactions separately before summarizing them. This segregation also minimizes errors, as similar types of transactions are grouped together. Subsidiary books make it easier to locate specific entries, enhancing transparency and accountability. They also assist auditors and management in verifying transactions efficiently, as each book represents a distinct area of business operations. Additionally, subsidiary books facilitate better decision-making, as summarized data from these books provide insights into purchases, sales, and returns.

Subsidiary books comprising the Purchase Book, Sales Book, Purchase Returns Book and Sales Returns Book form the backbone of systematic accounting. They enable the organized recording of daily business transactions, reduce errors, and ensure accurate updating of ledger accounts. By maintaining these books meticulously, businesses can enhance transparency, streamline accounting processes, and improve financial decision-making. The structured approach of subsidiary books not only supports operational efficiency but also strengthens internal controls and facilitates smooth auditing processes. In essence, subsidiary books serve as an indispensable tool in modern accounting practices, bridging the gap between transactional data and financial reporting.

2.6.5 Meaning and Significance

A Cash Book is one of the primary accounting records used in bookkeeping, functioning both as a journal and a ledger. It records all cash receipts and payments of a business in chronological order. Essentially, it serves as a book of original entry for all cash transactions. Unlike other journals, which later post transactions to respective ledger accounts, the cash book itself acts as a ledger for cash.

The main purpose of maintaining a cash book is to keep track of the cash inflow and outflow within an organization. It provides the owner or management a clear picture of the liquidity position, helps in detecting errors or fraud and simplifies the preparation of the cash account in the final accounts. Cash books are classified based on the number of columns they contain, reflecting the type of transactions recorded.

Single Column Cash Book

A Single Column Cash Book is the simplest form of a cash book. It has only one column on each side to record cash transactions, making it suitable for businesses that deal exclusively with cash transactions. The cash book records receipts on the debit side and payments on the credit side.

Structure of Single Column Cash Book:

- **Debit Side (Receipts):** Date, Particulars, Voucher Number and Amount.
- **Credit Side (Payments):** Date, Particulars, Voucher Number and Amount.

Example

Date	Particulars	Voucher No	Amount
01-Jan-2025	Cash Sales	001	5,000
03-Jan-2025	Received from X	002	2,000

Advantages of Single Column Cash Book

- **Simplicity:** Easy to Maintain for Small Businesses.
- Provides Immediate Knowledge of Cash Balance.
- Helps Prevent Cash Shortages and Overpayments.

Limitations

- Cannot Record Bank Transactions.
- Not Suitable for Businesses with Complex Transactions or Multiple Modes of Payment.

Double Column Cash Book

A Double Column Cash Book is used when a business deals with both cash and bank transactions. This format contains two columns on each side: one for cash and another for bank transactions. It effectively merges the cash account and bank account in a single book.

Structure of Double Column Cash Book

- **Debit Side (Receipts):** Date, Particulars, Voucher Number, Cash Column, Bank Column.
- **Credit Side (Payments):** Date, Particulars, Voucher Number, Cash Column, Bank Column.

Example

Date	Particulars	Voucher No	Cash	Bank
01-Jan-2025	Cash Sales	001	5,000	
02-Jan-2025	Cheque from Y	002		10,000
03-Jan-2025	Paid to Supplier	003	2,000	5,000

Key Features

- Receipts and Payments Via Cash and Bank are Recorded in Separate Columns, Allowing Clear Tracking of Both.

- Balances can be Calculated Separately for Cash and Bank, Helping Businesses Maintain Liquidity Efficiently.

Advantages of Double Column Cash Book

- Handles Both Cash and Bank Transactions in One Book.
- Reduces Errors Due to Separate Maintenance of Cash and Bank Accounts.
- Provides Immediate Knowledge of Cash and Bank Balances.

Limitations

- Slightly More Complex than the Single Column Format.
- Businesses with Additional Transactions Like Discounts may Require Further Columns.

Triple Column Cash Book

A Triple Column Cash Book, also called Cash, Bank, and Discount Book, is a comprehensive cash book that includes columns for cash, bank, and discount (Both Received and Allowed). This format is most suitable for businesses that frequently grant or receive discounts along with cash and bank transactions.

Structure of Triple Column Cash Book:

- **Debit Side (Receipts):** Date, Particulars, Voucher Number, Discount Received, Cash, Bank.
- **Credit Side (Payments):** Date, Particulars, Voucher Number, Discount Allowed, Cash, Bank.

Example

Date	Particulars	Voucher No	Discount Received	Cash	Bank
01-Jan-2025	Cash Sales	001		5,000	
02-Jan-2025	Cheque from Y	002	200		10,000
03-Jan-2025	Paid to Supplier	003	100	2,000	5,000

Key Features

- Records Discounts Given and Received Alongside Cash and Bank Transactions.
- Provides Complete Financial Data in One Book, Reducing the Need for Separate Discount Accounts.
- Balances can be Calculated for Cash, Bank and Discount Columns.

Advantages of Triple Column Cash Book

- Comprehensive Tracking of Cash, Bank and Discount Transactions.
- Useful for Businesses with High-Volume Transactions Involving Discounts.

Financial Accounting

- Reduces Reconciliation Errors as All Transactions are Recorded in One Book.

Limitations

- More Complex to Maintain Compared to Single and Double Column Cash Books.
- Requires Careful Attention to Ensure Discount Transactions are Accurately Recorded.

Importance of Cash Book in Accounting

The Cash Book, Regardless of its Type, is Crucial for Accounting for Several Reasons

- **Accuracy:** Since All Cash Transactions are Recorded as they Occur, the Chances of Missing any Transaction are Minimal.
- **Liquidity Monitoring:** Helps in Monitoring the Cash and Bank Balances Regularly, Preventing Liquidity Crises.
- **Fraud Prevention:** Daily Recording and Balancing of the Cash Book Discourage Misappropriation of Funds.
- **Ease in Final Accounts Preparation:** Since the Cash Book Acts as a Ledger, the Balance can be Directly Posted to the Trial Balance.
- **Internal Control:** Facilitates Verification by Management and Auditors, Strengthening Internal Control Mechanisms.

Practical Tips for Maintaining a Cash Book

- **Chronological Recording:** Enter Transactions Daily to Avoid Errors and Omissions.
- **Use of Vouchers:** Each Entry Should be Supported by a Cash or Bank Voucher to Maintain Authenticity.
- **Separate Columns for Different Transactions:** Choose the Cash Book Format According to Business Needs Single, Double, or Triple Column.
- **Regular Balancing:** Balance the Cash Book Frequently to Ensure Accuracy of Cash and Bank Balances.
- **Cross-Verification:** Compare Cash Book Balances with Physical Cash and Bank Statements Periodically.

2.7 Petty Cash Book

The petty cash book is an essential component of a business's accounting system. It is a subsidiary book used to record small, recurring, and minor cash expenditures that arise in the day-to-day operations of a business. Unlike regular cash transactions, which are often large and recorded in the main cash book, petty cash transactions are usually small in value but frequent in occurrence.

- **Simplification of Transactions:** Frequent small transactions can clutter the main cash book. A petty cash book simplifies bookkeeping by providing a dedicated record for these small payments.
- **Expense Monitoring:** Businesses can track specific types of small expenditures, such as stationery, travel, or postage, helping management analyze spending patterns and control costs.
- **Internal Control:** With clear records maintained, it becomes easier to audit petty cash expenses, verify authenticity, and prevent fraud.
- **Ease in Reimbursement:** The petty cash book facilitates the reimbursement or replenishment of petty cash in an organized and systematic manner.

Features of a Petty Cash Book

To understand the importance and operation of a petty cash book, it is essential to know its key features

- **Specialized Record:** It is a Subsidiary Book Dedicated to Minor Expenses.
- **Cash Basis:** All Entries in the Petty Cash Book are Made on a Cash Basis, Reflecting Only Cash Payments, Not Credit Transactions.
- **Maintained by Petty Cashier:** Typically, a Responsible Employee Called the Petty Cashier Manages the Petty Cash Book.
- **Fixed Limit:** Petty Cash is Usually Maintained within a Pre-Determined Limit, Often Referred to as the Imprest System.
- **Frequent Reconciliation:** The Petty Cash Book is Regularly Reconciled with Receipts and Vouchers to Ensure Accuracy.
- **Categorization of Expenses:** Transactions are Often Classified Under Different Heads, such as Postage, Stationery and Minor Repairs, to Make Analysis Easier.
- **Voucher-Based Entries:** Every Transaction in the Petty Cash Book is Supported by a Petty Cash Voucher, which Acts as Proof of Expenditure.

Imprest System of Petty Cash

The imprest system is the most widely used method for maintaining petty cash. Under this system, the petty cashier is provided with a fixed sum of money known as the imprest amount. This amount is periodically replenished to restore it to its original level.

Key Steps in the Imprest System

- **Initial Allocation:** A fixed amount of petty cash is given to the petty cashier, say \$500. This becomes the imprest amount.
- **Payment of Expenses:** The petty cashier uses this fund to meet minor expenses, recording each transaction in the petty cash book and attaching the corresponding vouchers.

- **Replenishment:** At the end of a period (usually a month), the total expenses recorded in the petty cash book are totaled, and the cashier is reimbursed from the main cash book to restore the imprest amount to its original level.
- **Accounting Entry for Replenishment:** When replenishing petty cash, the total amount spent is recorded in the main cash book. For example, if the cashier spent \$350 out of \$500, the replenishment entry would be.

Petty Cash A/C	Dr.	350
To Cash A/C		350

Advantages of the Imprest System

- Maintains Strict Control Over Petty Cash.
- Helps in Accurate Record-Keeping of Minor Expenses.
- Reduces the Risk of Misuse of Funds.
- Simplifies Auditing of Petty Cash Transactions.

1. Simple Petty Cash Book

The simplest form records only the date, particulars, and amount of cash paid. It is suitable for businesses with minimal petty cash transactions.

Date	Particulars	Voucher No.	Amount (Dr)
01-Jan-2025	Stationery	001	50
03-Jan-2025	Postage	002	30

2. Analytical Petty Cash Book

Also called the columnar petty cash book, this format categorizes expenses under different heads. It typically includes columns for stationery, postage, conveyance, repairs, and miscellaneous expenses.

Date	Particulars	Voucher No.	Stationery	Postage	Conveyance	Repairs	Miscellaneous	Total
01-Jan-2025	Stationery	001	50					50
03-Jan-2025	Postage	002		30				30

This format is particularly useful for tracking expenses by category and analyzing spending patterns.

Steps for Recording

- **Prepare Voucher:** Every Payment Must Have a Supporting Voucher with Authorization.

Financial Accounting

- **Record Date and Particulars:** The Petty Cashier Records the Date of the Transaction and the Payee or Nature of Expense.
- **Allocate to Expense Column:** The Expense is Recorded Under the Appropriate Column in the Petty Cash Book.
- **Calculate Balance:** The Petty Cash Balance is Updated After Every Payment to Ensure the Remaining Cash is Correctly Reflected.

Example Transaction Entries

Suppose a petty cash imprest amount is \$500, and during a week, the following expenses are made

- **Stationery:** \$50
- **Postage:** \$30
- **Repairs:** \$70
- **Miscellaneous:** \$20

The Petty Cash Book Under the Analytical Format Would Appear as

Date	Particulars	Voucher No.	Stationery	Postage	Repairs	Miscellaneous	Total	Balance
01-Jan-2025	Stationery	001	50				50	450
02-Jan-2025	Postage	002		30			30	420
03-Jan-2025	Repairs	003			70		70	350
04-Jan-2025	Misc.	004				20	20	330

Here, the remaining cash is \$330. At the end of the week, the petty cash is replenished to \$500, meaning a reimbursement of \$170 is made from the main cash book.

Advantages of Maintaining a Petty Cash Book

Maintaining a Petty Cash Book Offers Multiple Advantages to an Organization

- **Accurate Record of Minor Expenses:** It Provides a Systematic Record of all Small Payments, Ensuring Nothing is Overlooked.
- **Better Cash Management:** The Petty Cash Book Helps Track Cash Outflows Accurately and Maintains an Organized Record of Minor Cash Transactions.
- **Internal Control:** It Allows for Monitoring Petty Cash, Reducing the Likelihood of Misappropriation or Fraud.

- **Simplifies Reimbursement:** With Recorded Vouchers and Totals, Replenishing Petty Cash is Straightforward and Organized.
- **Facilitates Auditing:** Auditors can Easily Verify Petty Cash Transactions Using Vouchers and the Petty Cash Book.
- **Cost Analysis:** Categorizing Petty Cash Expenses can Help Management Identify Spending Patterns and Control Unnecessary Costs.

Disadvantages and Limitations of Petty Cash Book

Despite its Advantages, the Petty Cash Book has Some Limitations

- **Limited Scope:** It is Useful Only for Minor Expenses and does Not Replace the Main Cash Book for Significant Transactions.
- **Risk of Misuse:** Improper Supervision may Lead to Petty Cash Misuse or Fraudulent Activities.
- **Time-Consuming:** Preparing Vouchers and Maintaining Detailed Records can be Time-Consuming for the Petty Cashier.
- **Requires Supervision:** Regular Checks are Needed to Ensure Accuracy and Prevent Errors.
- **Not Suitable for Large Businesses Alone:** In Large Organizations with Multiple Branches, Maintaining Petty Cash Books at each Location may Require Additional Administrative Effort.

Petty Cash Book and Internal Control

The petty cash book is a critical element in a company's internal control system. By segregating duties, monitoring cash disbursements, and requiring vouchers for every transaction, it reduces the risk of theft, fraud, and error. Internal auditors typically review petty cash periodically, checking vouchers against entries in the petty cash book to ensure compliance with organizational policies.

Control Measures Include

- Setting a Maximum Petty Cash Limit.
- Authorizing All Petty Cash Payments Through Approved Vouchers.
- Conducting Periodic Audits and Surprise Checks.
- Maintaining Separate Expense Columns to Monitor Spending Patterns.
- Replenishing Cash only After Verification of Expenditures.

Petty Cash Book vs. Main Cash Book

While Both are Cash Books, there are Important Differences

Feature	Petty Cash Book	Main Cash Book
Purpose	Minor, recurring expenses	Major cash transactions
Managed by	Petty cashier	Main cashier/accountant
Payment Authorization	Vouchers	Receipts and invoices
Transaction Frequency	High, small-value	Low, high-value
Accounting Treatment	Subsidiary record	Primary cash record
Control	Imprest system	General cash control

Practical Example of Petty Cash Management

A company maintains a petty cash imprest of \$1000. During the month, the following payments are made

- **Stationery:** \$120
- **Postage:** \$80
- **Travel:** \$200
- **Miscellaneous:** \$50

At the end of the month, the petty cash book is totaled, and a reimbursement of \$450 is made from the main cash book to restore the imprest amount. This ensures that petty cash always maintains a fixed balance, simplifies accounting, and provides clear visibility of small expenditures.

2.8 Posting to Ledger

In accounting, the ledger is considered one of the most crucial books of accounts. While journals record transactions chronologically, the ledger classifies and summarizes these transactions according to accounts. Every business transaction affects at least two accounts according to the double-entry system, and the ledger helps in systematically organizing this information. Posting to the ledger is the process of transferring entries from the journal to individual accounts in the ledger.

The ledger can be thought of as a book that contains separate accounts for each item of assets, liabilities, equity, revenue, and expenses. These accounts help businesses understand the financial position at any point in time and provide a base for further financial analysis. Without accurate posting to the ledger, financial reporting becomes unreliable, and the company may struggle to track its financial health effectively.

The Purpose of Posting

The primary purpose of posting to the ledger is to systematically organize financial information for each account. In the journal, transactions are recorded in chronological order, but it is not easy to understand the overall status of any particular account from journal entries alone. Posting allows accountants to summarize the debit and credit effects on individual accounts.

For instance, if a company buys office supplies on credit, the journal entry records an increase in office supplies (Debit) and an increase in accounts payable (Credit). By posting these entries to the respective ledger accounts, it becomes clear how much the company owes suppliers and how much it has spent on supplies. Thus, posting ensures transparency, proper classification, and a clear understanding of account balances. Additionally, posting is essential for preparing trial balances. A trial balance checks the arithmetical accuracy of the ledger, ensuring that total debits equal total credits. This, in turn, lays the foundation for preparing the final accounts, such as the income statement and balance sheet.

Structure of a Ledger Account

A ledger account, often referred to as a T-account due to its visual resemblance to the letter "T," has two sides: the debit side (Left) and the credit side (Right). Each ledger account includes

- **Account Title:** The Name of the Account, such as Cash, Rent, or Sales.
- **Date Column:** To Indicate the Date of the Transaction.
- **Particulars Column:** To Specify Details about the Transaction, Often Including the Source Account from the Journal.
- **Folio Column:** A Reference Column that Helps Trace Transactions Back to their Journal Entries.
- **Debit and Credit Amounts:** Columns to Record the Respective Amounts of Debits and Credits.

This structure ensures clarity and allows for easy summarization and verification of transactions. Some modern accounting systems use software where ledger accounts are maintained digitally, but the structure remains fundamentally the same.

Steps in Posting to Ledger

Posting to the ledger involves several systematic steps to ensure accuracy and consistency

1. Identify the Accounts Involved

The first step is to identify the accounts affected by the transaction recorded in the journal. Each journal entry typically involves at least two accounts – a debit account and a credit account. Understanding which accounts are involved is crucial for accurate posting.

2. Determine the Amounts to Post

The amounts recorded in the journal entry must be correctly posted to the respective ledger accounts. The debit amount goes to the debit side, and the credit amount goes to the credit side of the corresponding ledger accounts.

3. Enter the Date

The date of the transaction from the journal entry should be posted to the ledger. This helps in maintaining chronological order within each account.

4. Enter the Particulars

The particulars column of the ledger usually includes the name of the other account involved in the transaction. For example, if the journal entry records cash paid for rent, the Cash account will have “Rent Account” in the particulars column, and the Rent account will have “Cash Account” in its particulars.

5. Enter the Folio Number

If using a physical ledger, a folio number or page number helps in cross-referencing entries between the journal and ledger. This step ensures that tracing errors and verifying accounts is easier. In accounting software, this process is automated.

6. Post the Amount

Finally, the transaction amount is posted to the appropriate side of the ledger account. Debits are recorded on the left side, and credits are recorded on the right side. This ensures that each ledger account correctly reflects the effect of the transaction.

7. Balancing the Ledger Account

After posting several entries to a particular account, it is necessary to calculate the balance. The balance is determined by subtracting the smaller total (Debit or Credit) from the larger total. If the total debits exceed total credits, the account has a debit balance, and vice versa. Balancing provides a clear snapshot of the account’s status at any given time.

Types of Ledger Accounts

Ledger Accounts can be Broadly Categorized into Five Main Types

1. Assets Accounts

Assets accounts represent resources owned by the business. Examples include Cash, Accounts Receivable, Equipment, and Inventory. Posting to asset accounts ensures the business knows the current value of its resources and can track changes over time.

2. Liabilities Accounts

Liabilities accounts represent obligations owed to outsiders. Examples include Accounts Payable, Loans, and Salaries Payable. Posting transactions affecting liabilities ensures that businesses are aware of their financial obligations and due payments.

3. Equity Accounts

Equity accounts reflect the owner's stake in the business, including Capital, Drawings, and Retained Earnings. Posting to these accounts tracks changes in the owner's investment and withdrawals, which are critical for financial reporting.

4. Revenue Accounts

Revenue accounts track the income earned by the business from various sources, such as Sales, Service Revenue, and Interest Income. Proper posting of revenue ensures accurate calculation of profits during a financial period.

5. Expense Accounts

Expense accounts record the costs incurred in running the business, such as Rent Expense, Salaries, Utilities, and Depreciation. Posting expenses is essential for preparing accurate income statements.

Common Errors in Posting and How to Avoid Them

Errors in posting can lead to incorrect financial reporting. Some common errors include

- **Posting to the Wrong Account:** This occurs when amounts are posted to incorrect ledger accounts. To avoid this, carefully check the account titles before posting.
- **Omission of a Transaction:** Sometimes, a journal entry may not be posted at all. Maintaining a checklist of journal entries can prevent omissions.
- **Posting Incorrect Amounts:** Copying amounts incorrectly from the journal can cause discrepancies. Double-checking figures helps prevent this error.

Financial Accounting

- **Reversal of Debit and Credit:** This is a common error where the debit and credit sides are mistakenly interchanged. Reviewing the original journal entry carefully can avoid this mistake.
- **Arithmetic Errors:** Miscalculating totals during balancing can create errors. It is essential to add debit and credit sides accurately before calculating the balance.

Practical Example of Posting

Consider the following Journal Entries for a Company in January

Paid cash to supplier for purchase of goods: Rs. 50,000

Journal Entry

- Debit Purchases Account Rs. 50,000
- Credit Cash Account Rs. 50,000

Received cash from a customer for previous sales: Rs. 30,000

Journal Entry

- Debit Cash Account Rs. 30,000
- Credit Accounts Receivable Rs. 30,000

Posting to Ledger

Cash Account

- **Debit Side:** Rs. 30,000 (Received from customer)
- **Credit Side:** Rs. 50,000 (Paid to supplier)

Purchases Account

Debit Side: Rs. 50,000 (Payment for purchase)

Accounts Receivable Account

Credit Side: Rs. 30,000 (Cash received)

After posting, balances are calculated for each ledger account, which can then be used to prepare trial balances and financial statements.

Advantages of Posting to Ledger

Posting to the Ledger Provides Several Benefits

- **Systematic Organization:** Helps Classify Transactions Under Proper Accounts.
- **Error Detection:** Makes it Easier to Spot Discrepancies Through Balancing.

- **Financial Analysis:** Facilitates Preparation of Trial Balances, Income Statements and Balance Sheets.
- **Decision Making:** Provides Management with Accurate Information on Assets, Liabilities, Revenues and Expenses.
- **Historical Record:** Maintains a Chronological and Classified Record for Future Reference.

Modern Practices in Ledger Posting

With advancements in technology, ledger posting is increasingly done using accounting software. Digital ledgers eliminate many manual errors, provide automated balancing and generate real-time financial reports. Modern accounting systems can also integrate with other financial modules, such as payroll, inventory management, and taxation, streamlining the overall accounting process.

Even though the tools have evolved, the principles of ledger posting – accurate classification, correct debit and credit recording, and proper balancing – remain fundamental. Posting to the ledger is a cornerstone of accounting practice. It transforms raw journal entries into a structured format that clearly shows the impact of transactions on each account. This process not only ensures accurate financial reporting but also aids in managerial decision-making, error detection, and compliance with accounting standards. Mastery of ledger posting is essential for accountants, bookkeepers, and anyone involved in financial record-keeping, as it provides a reliable foundation for understanding a business's financial position. Whether maintained manually or digitally, the integrity of ledger posting is crucial for a transparent, accurate and effective accounting system.

2.9 Trial Balance - Meaning, Objectives and Methods

An Overview

In the world of accounting, accuracy and consistency are of paramount importance. The accounting process involves recording financial transactions systematically, classifying them into appropriate accounts, and summarizing these transactions to ascertain the financial position of a business. One of the most critical tools used by accountants to ensure the accuracy of ledger accounts is the Trial Balance. Essentially, the trial balance serves as a checkpoint within the accounting cycle, ensuring that the ledger entries have been correctly recorded according to the principles of double-entry bookkeeping. It acts as an internal check to detect errors that may have occurred during the recording of financial transactions.

A trial balance is a statement prepared periodically, usually at the end of an accounting period, which lists all the balances of ledger accounts. These balances are segregated into two main categories: debit balances and credit balances. The primary idea behind a trial balance is that the total of all debit balances should be equal to the total of all credit balances.

This equality confirms that, at least mathematically, the entries in the ledger accounts adhere to the double-entry system of accounting, where every debit has a corresponding credit. It is important to understand that the trial balance does not guarantee absolute accuracy. While it ensures arithmetical correctness, it cannot detect certain types of errors, such as omissions, wrong postings in equal amounts, or compensating errors. Despite these limitations, the trial balance remains a fundamental component of the accounting process and is indispensable for the preparation of financial statements like the Profit and Loss Account and Balance Sheet.

Meaning and Definition of Trial Balance

The term "Trial Balance" reflects its purpose: it is a trial or test of the balances of all ledger accounts. By listing all account balances in one place, accountants can verify that the total debits and total credits are in agreement. This is why the trial balance is considered both a verification tool and a preparatory statement for final accounts.

Several accounting scholars and authorities have defined the trial balance. According to M.C. Shukla and T.S. Grewal, renowned experts in accounting, a trial balance is "a statement prepared periodically, usually at the end of an accounting period, showing the balances of all ledger accounts under the debit and credit columns, with the purpose of checking their arithmetical accuracy." Another definition by R.L. Gupta emphasizes the trial balance as a summary of ledger balances, which acts as the basis for preparing financial statements.

The essential idea conveyed by all definitions is that the trial balance provides an internal check mechanism for the accuracy of ledger accounts. It is a crucial step in the accounting cycle that precedes the preparation of final accounts. Without a trial balance, accountants would find it challenging to ensure that ledger entries are mathematically correct and that financial statements are reliable.

Objectives of Preparing a Trial Balance

The trial balance serves multiple objectives within the accounting process. These objectives not only enhance the reliability of financial data but also facilitate smoother preparation of final accounts. The primary objectives of a trial balance include

1. Ensuring Arithmetical Accuracy

The foremost objective of a trial balance is to ensure that all ledger accounts are mathematically accurate. Since accounting follows the double-entry principle, every debit must have a corresponding credit. By listing all debit and credit balances together, the accountant can check if the total debits equal the total credits. Any imbalance immediately signals that an error has occurred in the ledger entries.

2. Detecting Errors

While the trial balance cannot detect all types of errors, it is effective in identifying arithmetical errors such as incorrect totaling of accounts, misposting of figures, or wrong balances. If the trial balance totals do not agree, it serves as an indicator that the ledger contains errors that need to be rectified before preparing final accounts.

3. Facilitating Preparation of Financial Statements

A trial balance provides a ready summary of ledger balances, which can be directly used for preparing financial statements like the Profit and Loss Account and Balance Sheet. Without a trial balance, accountants would need to extract balances individually from each ledger account, making the process cumbersome and error-prone.

4. Assisting in Adjusting Entries

Before preparing final accounts, certain adjusting entries such as accruals, prepayments, depreciation, and provisions need to be recorded. The trial balance acts as a reference point, enabling accountants to identify accounts that require adjustments and ensuring that such adjustments are correctly incorporated into the financial statements.

5. Maintaining Financial Discipline

Regular preparation of trial balances fosters financial discipline within the organization. It encourages timely recording of transactions, accurate classification, and systematic maintenance of ledger accounts. Organizations that maintain regular trial balances are better equipped to monitor their financial health and detect discrepancies early.

6. Providing Confidence to Stakeholders

A trial balance ensures a level of reliability in the accounting records. While it may not detect all errors, a balanced trial balance gives confidence to managers, auditors, and other stakeholders that the accounts are in reasonable order and that financial statements can be prepared with assurance.

Methods of Preparing a Trial Balance

The preparation of a trial balance involves listing all ledger account balances under two main columns: debit and credit. There are primarily two methods of preparing a trial balance: the Total Method and the Balance Method. Each method serves the same purpose but differs in approach.

1. Total Method (or Totals Method)

In the total method, the trial balance is prepared by taking the total of each ledger account, irrespective of whether it is a debit or credit balance. The steps involved are

- Determine the Total of Each Ledger Account.
- List all Account Totals Under the Debit or Credit Column According to their Nature.
- Add the Debit Column and the Credit Column to See if they Agree.

This method is straightforward but may involve additional calculations since it considers the gross totals of ledger accounts, not just their balances. It is particularly useful when the ledger accounts are maintained in a traditional manner without a clear indication of balances.

2. Balance Method (or Account Balance Method)

The balance method is the most commonly used method in modern accounting. In this approach

- Calculate the Balance of Each Ledger Account after All Entries have been Posted.
- Place the Debit Balances Under the Debit Column and Credit Balances Under the Credit Column of the Trial Balance.
- Sum up the Debit and Credit Columns to Ensure they are Equal.

The balance method is efficient because it directly considers only the net balances of accounts. This reduces the chances of errors and makes the trial balance easier to prepare. Most computerized accounting systems automatically prepare a trial balance using this method.

Format of a Trial Balance

A standard trial balance is presented in a tabular form for clarity and ease of verification. The basic format includes three columns

- **Account Name Column:** Lists All the Ledger Accounts.
- **Debit Column:** Contains the Debit Balances of Accounts.
- **Credit Column:** Contains the Credit Balances of Accounts.

Here is a Simplified Example of a Trial Balance

Account Name	Debit (₹)	Credit (₹)
Cash	50,000	
Accounts Receivable	20,000	

Inventory	30,000	
Accounts Payable		25,000
Capital		75,000
Total	1,00,000	1,00,000

In this example, the totals of debit and credit columns match, indicating that, at least arithmetically, the ledger accounts are accurate.

Types of Errors Detected by a Trial Balance

While a trial balance is a powerful tool for verifying ledger accounts, it primarily detects arithmetical errors. Common errors that can be detected include

- **Errors of Addition or Subtraction:** Mistakes in Totaling Ledger Accounts.
- **Errors of Posting:** Incorrectly Posting Entries from the Journal to the Ledger, such as Posting a Debit as a Credit or Vice Versa.
- **Errors of Balance Calculation:** Errors While Calculating the Final Balance of a Ledger Account.
- **Transposition Errors:** Mistakes Caused by Reversing Digits, e.g., Writing 54 Instead of 45.

However, Certain Errors Cannot be Detected by a Trial Balance, Including

- **Errors of Omission:** Completely Omitting a Transaction from the Books.
- **Errors of Commission:** Posting a Transaction to the Wrong Account of the Correct Type.
- **Compensating Errors:** Equal Errors in Debit and Credit that Cancel Each Other Out.
- **Errors of Principle:** Recording a Transaction in Violation of Accounting Principles, such as Treating a Capital Expense as a Revenue Expense.

Significance of Trial Balance in Accounting

The trial balance holds immense significance for accountants, business owners, and auditors. Some of its key contributions include

- **Preparation of Final Accounts:** It serves as the foundation for preparing accurate Profit and Loss Accounts and Balance Sheets.
- **Internal Control Tool:** It Acts as an Internal Control Mechanism, Highlighting Discrepancies in Ledger Accounts.
- **Error Rectification:** It Helps Identify and Rectify Arithmetic and Posting Errors Before they Affect Financial Statements.

CHAPTER III

FINAL ACCOUNTS OF SOLE PROPRIETOR

3.1 Trading Account



Fig 3.1: Trading Account

Meaning, Objectives and Structure

In the domain of accounting, a Trading Account holds a fundamental position as it represents the first step in the preparation of financial statements for a business. Essentially, a trading account is a specialized account prepared to ascertain the gross profit or gross loss of a business during a specific accounting period. The gross profit or loss indicates whether the core trading activities of the business buying and selling of goods have been profitable. Unlike the final profit determined in the Profit and Loss Account, the trading account focuses solely on direct income and expenses associated with the trading process.

The term “trading” refers to the buying and selling of goods or merchandise with the primary objective of earning profit. Therefore, a trading account summarizes transactions that are directly linked to this primary activity. It does not include indirect expenses such as administrative or financial expenses, which are recorded in the Profit and Loss Account. The trading account is generally prepared for a financial year, although businesses may prepare it quarterly or monthly to monitor performance.

Objectives of Preparing a Trading Account

The preparation of a trading account serves multiple critical objectives in accounting and business management

Determination of Gross Profit or Loss

The primary purpose of a trading account is to calculate the gross profit earned or the gross loss incurred during an accounting period. Gross profit is the excess of net sales over the cost of goods sold, whereas gross loss arises when the cost of goods sold exceeds the net sales.

Evaluation of Business Performance

By comparing sales and cost of goods sold, management can evaluate the effectiveness of the business's trading operations. It offers insight into pricing strategies, cost control, and inventory management.

Assistance in Decision Making

The gross profit figure derived from the trading account provides critical input for managerial decisions. It helps in assessing whether to continue trading in certain goods, modify pricing policies, or renegotiate supplier contracts.

Foundation for Profit and Loss Account

The trading account acts as a preliminary step before preparing the Profit and Loss Account. The gross profit obtained is transferred to the Profit and Loss Account, where indirect expenses and incomes are accounted for to determine net profit.

Assessment of Inventory Management

Trading account highlights the opening and closing stock values, thereby enabling evaluation of stock levels, turnover, and efficiency in inventory management.

Components of a Trading Account

The trading account primarily deals with direct income and direct expenses. These components are divided into two sides: the Debit Side and the Credit Side.

Credit Side of Trading Account

The Credit Side of the Trading Account Reflects all Direct Incomes, Including

Sales Revenue

This is the total income earned from selling goods during the accounting period. It includes both cash sales and credit sales. Sales returns, if any, are deducted from total sales to arrive at net sales.

Closing Stock

The value of unsold stock at the end of the accounting period is added on the credit side. Closing stock is treated as an asset and represents the value of inventory that has not been sold but will contribute to future revenue.

Other Direct Incomes

Occasionally, businesses may have additional income directly related to trading, such as commission received on sales or profit on the sale of trading assets. These are also credited to the trading account.

Debit Side of Trading Account

The debit side records all direct expenses incurred in procuring and preparing goods for sale

Opening Stock

The value of inventory available at the beginning of the accounting period is recorded on the debit side. It represents goods carried forward from the previous period, forming the starting point for cost calculation.

Purchases

This includes the cost of goods bought for resale, whether purchased in cash or on credit. Purchase returns are deducted from total purchases to determine net purchases.

Direct Expenses

Expenses directly associated with bringing goods to a saleable condition are debited. These may include freight-inwards, carriage-inwards, import duties, wages for production (In Case of Manufacturing Concerns) and packaging costs.

Other Direct Costs

Any additional expenditure directly related to trading activities, such as installation costs for goods, quality testing charges, or insurance of goods in transit, is also included on the debit side.

Format of a Trading Account

A trading account is generally prepared in a T-account or ledger format, following a double-entry system of accounting. The traditional structure is

Debit Side (Expenses and Opening Stock) | Credit Side (Revenue and Closing Stock)

Trading Account for the year ended 31st March 20XX	
Debit Side (Rs)	Credit Side (Rs)
-----	-----
Opening Stock	Sales
Purchases	Closing Stock
Direct Expenses	Other Direct Incomes

Significance of the Trading Account

The Trading Account Holds Significant Value for Different Stakeholders of a Business

For Management

The trading account allows management to analyze the efficiency of core trading operations. It provides insight into whether operational costs are under control and whether pricing strategies are effective.

For Investors

Investors and shareholders can evaluate the profitability of the company's main business activities. A consistently high gross profit indicates good management and operational efficiency.

For Creditors and Banks

Creditors and banks review trading accounts to assess whether the business is generating sufficient gross profit to meet its debt obligations.

For Tax Authorities

Gross profit calculated through a trading account serves as the basis for taxable income computation in many jurisdictions.

For Financial Planning

Accurate trading accounts allow businesses to forecast cash flows, plan for future stock purchases, and budget for operating expenses.

Differences Between Trading Account and Profit & Loss Account

While Both Accounts are Essential in Accounting, there are Clear Distinctions

Purpose

Trading account calculates gross profit or loss; Profit and Loss account determines net profit or loss.

Content

Trading account includes only direct incomes and expenses; Profit and Loss account includes indirect incomes and expenses such as rent, salaries, utilities, and interest.

Placement

Trading account is prepared first, followed by the Profit and Loss account.

Focus

Trading account focuses on trading efficiency Profit and Loss account focuses on overall financial performance.

Practical Example of a Trading Account

Consider a Business with the following Data for the Year Ending 31st March

- **Opening Stock:** Rs. 50,000.
- **Purchases:** Rs. 200,000.
- **Purchase Returns:** Rs. 10,000.
- **Direct Expenses (Freight, Carriage, etc.):** Rs. 5,000.
- **Sales:** Rs. 280,000.
- **Closing Stock:** Rs. 60,000.

Step 1: Compute Net Purchases

Net Purchases = Purchases - Purchase Returns = 200,000 - 10,000 = 190,000

Step 2: Calculate COGS

- $\text{COGS} = \text{Opening Stock} + \text{Net Purchases} + \text{Direct Expenses} - \text{Closing Stock}$
- $\text{COGS} = 50,000 + 190,000 + 5,000 - 60,000 = 185,000$

Step 3: Compute Gross Profit

Gross Profit = Net Sales - COGS = 280,000 - 185,000 = 95,000

Trading Account Preparation

Trading Account for the year ended 31st March 20XX	
Debit Side (Rs)	Credit Side (Rs)
Opening Stock 50,000	Sales 280,000
Purchases 190,000	Closing Stock 60,000
Direct Expenses 5,000	
Total 245,000	Total 340,000
	Gross Profit 95,000

This example illustrates how the trading account serves as a foundation for Profit and Loss determination.

Adjustments in Trading Account

In practical scenarios, certain adjustments are often necessary to accurately determine gross profit

Abnormal Losses

Losses due to fire, theft, or spoilage may need to be accounted for separately if not covered by insurance.

Carriage and Freight

Freight on goods sold (Outward) is treated as an indirect expense in the Profit and Loss Account, whereas freight on goods purchased (Inward) is a direct expense in the trading account.

Purchase Discounts

Discounts allowed by suppliers reduce the cost of purchases and are reflected in the trading account.

Consignment and Special Sales

Special adjustments may be necessary for consignment goods or sales with specific terms.

3.2 Profit and Loss Account

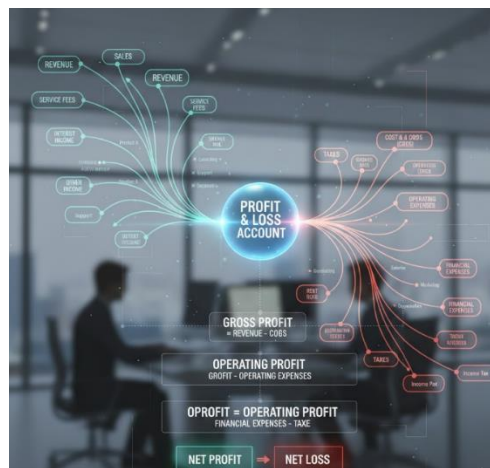


Fig 3.2: Profit and Loss Account

Meaning, Purpose, and Detailed Explanation

The Profit and Loss Account, often referred to as the Income Statement in modern accounting terminology, is one of the most crucial financial statements prepared by a business. It reflects the financial performance of a business over a specific period, usually a financial year or a quarter, by summarizing the revenues earned and the expenses incurred during that period. While the Balance Sheet provides a snapshot of the financial position of a business at a specific point in time, the Profit and Loss Account focuses on performance and operational efficiency, showing whether the business has made a profit or suffered a loss during the accounting period.

At its core, the Profit and Loss Account serves as a measure of profitability. Profitability is fundamental to the survival and growth of any business. A firm that consistently reports profits is considered financially healthy and capable of meeting its obligations, reinvesting in the business, and rewarding its shareholders. Conversely, a business reporting continuous losses may face challenges in sustaining operations and attracting investment.

Structure and Components of Profit and Loss Account

A typical Profit and Loss Account is divided into two primary sections: the debit side and the credit side. The credit side records all incomes, gains, and other financial benefits accruing to the business, while the debit side reflects all expenses, losses, and costs incurred in the course of operations. The difference between the total income and total expenses determines the net profit or net loss for the period.

Income or revenue is the first key component of the Profit and Loss Account. Revenue refers to the total earnings generated from the core business activities of the enterprise. For a trading or manufacturing company, revenue primarily includes sales revenue, while service organizations recognize fees earned from services rendered as revenue. Revenue is recognized in accordance with the accrual concept, which states that income should be recorded in the period in which it is earned, irrespective of when the payment is received. Alongside revenue, other incomes such as interest received, commission earned, or gains from the sale of assets may also be included in the credit side of the account.

On the debit side, expenses encompass all costs incurred to generate revenue and carry out the day-to-day operations of the business. Expenses can be broadly categorized as operating expenses and non-operating expenses. Operating expenses include cost of goods sold, salaries and wages, rent, utilities, depreciation, and other costs directly linked to the primary operations of the business. Non-operating expenses, on the other hand, may include interest paid, losses from investments, or extraordinary expenses arising from unusual circumstances. The correct classification of expenses ensures that the Profit and Loss Account accurately represents the financial performance of the business.

Methods of Preparing Profit and Loss Account

The Profit and Loss Account can be prepared using either the traditional or the modern approach. The traditional approach, widely used in older accounting practices, involves first determining the gross profit and then calculating the net profit. Under this method, the trading account is prepared initially to ascertain the gross profit, which represents the difference between net sales and the cost of goods sold. The gross profit is then transferred to the Profit and Loss Account, where operating and non-operating expenses are deducted to arrive at the net profit or net loss.

The modern approach, on the other hand, emphasizes the classification of incomes and expenses according to their nature. This method provides a detailed view of various revenue streams and expense categories, enabling better analysis and decision-making. The modern Profit and Loss Account typically presents a multi-step format, beginning with the presentation of revenue from operations, followed by the deduction of the cost of sales to determine the gross profit. After this, operating expenses are deducted to calculate operating profit, and then non-operating items, exceptional items, and taxes are accounted for to arrive at the net profit or loss.

Importance of Profit and Loss Account

The Profit and Loss Account serves multiple purposes for different stakeholders. For management, it provides critical insights into the operational efficiency and profitability of the business. By analyzing the components of the Profit and Loss Account, management can identify areas where costs are excessively high or revenues are underperforming, enabling them to take corrective actions. For investors and shareholders, the account acts as a key indicator of financial health and business sustainability. A consistently profitable business is likely to attract investment and deliver shareholder value, whereas frequent losses may signal risk and instability.

Creditors and financial institutions also rely on the Profit and Loss Account when evaluating the creditworthiness of a business. A strong profit record suggests that the business is capable of meeting its financial obligations, including repayment of loans and interest. Conversely, a history of losses may make lenders cautious, affecting the company's ability to secure funding. Additionally, the Profit and Loss Account is essential for regulatory compliance and taxation. Income tax authorities require businesses to submit accurate financial statements, including the Profit and Loss Account, to determine taxable income and applicable tax liabilities.

Key Concepts Related to Profit and Loss Account

Several accounting principles and concepts underpin the preparation of a Profit and Loss Account. The accrual concept, as previously mentioned, ensures that revenues and expenses are recognized in the period they occur, irrespective of cash flow timing. The matching principle complements this by stating that expenses should be matched with the revenues they help generate, ensuring a fair representation of profit. For instance, the salary of employees working on production should be recorded as an expense in the same period when the corresponding goods are sold. Another essential concept is prudence, which mandates that anticipated losses should be accounted for immediately, while gains should only be recognized when they are realized. This conservative approach prevents the overstatement of profits and provides a more realistic picture of the financial performance.

Additionally, consistency in accounting policies ensures comparability of Profit and Loss Accounts across periods, allowing stakeholders to analyze trends and make informed decisions.

Types of Profit

In financial accounting, profit is often classified into different types to facilitate deeper analysis. Gross profit, as mentioned earlier, is the difference between net sales and the cost of goods sold. It reflects the efficiency of production and pricing policies. Operating profit, sometimes called operating income or profit before interest and tax, is derived after deducting operating expenses from gross profit. This measure indicates the profitability of core operations without considering financing and tax impacts. Net profit, also known as net income, is the ultimate profit figure after accounting for all expenses, taxes, and extraordinary items. Net profit is of particular importance as it represents the earnings available for distribution to shareholders or reinvestment in the business.

Limitations of Profit and Loss Account

While the Profit and Loss Account is a valuable tool, it is not without limitations. Firstly, it focuses exclusively on financial transactions and ignores qualitative factors such as employee satisfaction, brand value, and market reputation, which can significantly affect long-term performance. Secondly, the account is historical in nature, reflecting past performance and not necessarily indicating future prospects. Thirdly, differences in accounting policies, estimates, and judgment can lead to variations in reported profits, making comparisons across businesses or periods challenging. For example, depreciation methods, inventory valuation techniques and provisions for doubtful debts can materially affect the net profit.

Analysis of Profit and Loss Account

Analyzing a Profit and Loss Account allows stakeholders to gain meaningful insights into financial performance. Common techniques include vertical analysis, horizontal analysis, and ratio analysis. Vertical analysis expresses each item as a percentage of total revenue, facilitating comparison across periods or companies of different sizes. Horizontal analysis examines changes in income and expenses over successive periods, highlighting trends and growth patterns. Ratio analysis involves the calculation of various financial ratios, such as gross profit margin, operating profit margin, and net profit margin, which provide a measure of efficiency, profitability, and financial stability. The Profit and Loss Account is an indispensable financial statement that captures the operational performance of a business over a defined period. By recording revenues, gains, expenses, and losses, it provides a clear picture of whether the business is generating profits or incurring losses.

Its preparation follows fundamental accounting principles, ensuring consistency, accuracy, and reliability of information. Beyond mere calculation, the Profit and Loss Account serves as a vital tool for management decision-making, investor assessment, creditor evaluation, regulatory compliance, and strategic planning. Despite certain limitations, such as its historical focus and reliance on accounting judgments, the Profit and Loss Account remains central to financial analysis, reflecting not only the past performance but also providing guidance for future financial strategies.

3.3 Balance Sheet

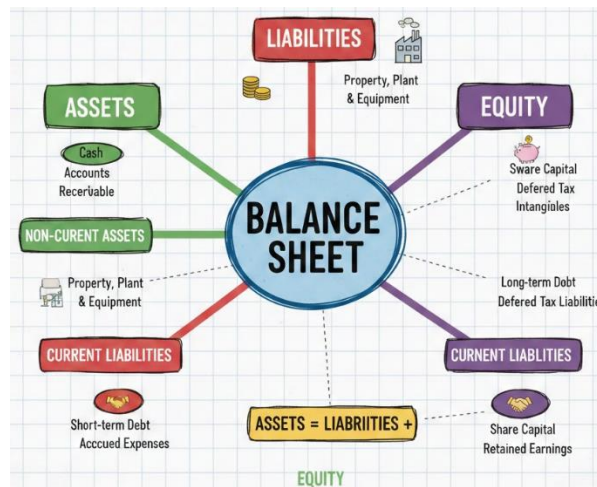


Fig 3.3: Balance Sheet

A balance sheet is one of the fundamental financial statements of an organization that provides a snapshot of its financial position at a particular point in time. Unlike the income statement, which records performance over a period, the balance sheet is static, reflecting what a company owns and owes on a specific date. It is often referred to as the "Statement of Financial Position" because it details the assets, liabilities, and equity of a business. The balance sheet is indispensable for investors, creditors, management, and other stakeholders as it provides crucial information about the company's solvency, liquidity, and capital structure. By understanding a balance sheet, stakeholders can make informed decisions regarding investment, lending, and strategic planning.

Structure of a Balance Sheet

A balance sheet is divided into two main sections: assets on one side and liabilities and equity on the other. This division is based on the fundamental accounting equation: $Assets = Liabilities + Equity$. This equation represents the core principle of double-entry accounting, where every asset acquired by a business is either financed by borrowing (Liabilities) or by owner's capital (Equity).

Assets are resources controlled by the business from which future economic benefits are expected to flow. Liabilities represent obligations the business must settle in the future, and equity represents the residual interest of the owners after settling all liabilities. The balance sheet must always balance, ensuring that total assets equal the sum of liabilities and equity.

Assets

Assets are typically classified into two categories: current assets and non-current assets. Current assets are resources expected to be converted into cash or used within one year or the operating cycle of the business, whichever is longer. Common examples include cash, accounts receivable, inventory, and short-term investments. Non-current assets, also known as long-term assets, are resources intended for use beyond one year, such as property, plant and equipment, intangible assets, and long-term investments. The distinction between current and non-current assets is essential for assessing a company's liquidity and operational efficiency. Current assets reflect the company's short-term ability to meet obligations, while non-current assets indicate its long-term investment and growth potential.

Liabilities

Liabilities represent obligations arising from past events that are expected to result in an outflow of resources. Like assets, liabilities are classified as current and non-current. Current liabilities are obligations that the company expects to settle within one year or its operating cycle, including accounts payable, short-term loans, accrued expenses, and other payables. Non-current liabilities are obligations due after one year, such as long-term borrowings, bonds payable, lease obligations, and pension liabilities. The distinction is crucial for understanding the company's short-term and long-term solvency. A higher proportion of current liabilities compared to current assets may indicate liquidity risk, while an appropriate mix of long-term liabilities reflects prudent capital structuring.

Equity

Equity, also known as shareholders' equity or owner's equity, represents the residual interest in the assets of the company after deducting liabilities. It reflects the net worth of the business from the owners' perspective. Equity components typically include share capital, retained earnings, reserves, and sometimes other comprehensive income. Share capital represents funds contributed by shareholders, while retained earnings reflect accumulated profits not distributed as dividends. Reserves are appropriations of profit set aside for specific purposes, such as legal requirements, contingencies, or future expansion. A well-capitalized company with a strong equity base is better positioned to absorb losses, secure financing, and maintain long-term sustainability.

Types of Balance Sheets

Balance sheets can be presented in various formats depending on accounting standards, business requirements, and reporting practices. The two primary formats are the report form and the account form. The report form presents assets, liabilities, and equity vertically, with assets listed first, followed by liabilities and equity. This form is commonly used in modern financial reporting due to its simplicity and clarity. The account form, on the other hand, presents assets on the left side and liabilities and equity on the right, resembling a T-account. While less common today, the account form can provide a clear visual comparison of assets and claims. Additionally, balance sheets can be classified as classified or unclassified. A classified balance sheet separates items into current and non-current categories, offering a detailed view of liquidity and long-term stability. An unclassified balance sheet does not differentiate between current and long-term items and is generally less informative for stakeholders.

Importance of a Balance Sheet

The balance sheet serves multiple functions, making it one of the most critical financial statements. It provides insights into the company's liquidity, solvency, and financial flexibility. By analyzing current assets and liabilities, stakeholders can assess the company's short-term ability to meet obligations, while the proportion of long-term assets and liabilities indicates the firm's long-term financial stability. Investors use balance sheets to evaluate a company's financial health, compare it with industry peers, and make decisions about buying, holding, or selling shares. Creditors rely on balance sheets to determine creditworthiness, evaluate repayment capacity, and set lending terms. Management uses the information to plan investments, manage working capital, and optimize the capital structure. Regulators and tax authorities also use balance sheets to monitor compliance, taxation, and financial integrity.

Key Ratios Derived from Balance Sheet

Financial analysts often use the balance sheet to calculate important ratios that measure liquidity, leverage, and efficiency. Liquidity ratios, such as the current ratio and quick ratio, assess the company's ability to cover short-term obligations with available assets. Solvency ratios, such as debt-to-equity and interest coverage ratios, evaluate long-term financial stability and reliance on debt financing. Asset management ratios, including inventory turnover and receivables turnover, provide insights into operational efficiency and resource utilization. By interpreting these ratios in conjunction with income statement data, analysts gain a holistic understanding of a company's financial performance and risk profile. A balance sheet, therefore, not only provides static figures but also enables dynamic analysis of financial trends and operational effectiveness.

Principles Governing Balance Sheet Preparation

The preparation of a balance sheet is governed by accounting principles, conventions, and regulatory standards. Generally Accepted Accounting Principles (GAAP) or International Financial Reporting Standards (IFRS) provide guidance on recognition, measurement, classification, and disclosure. Key principles include going concern, which assumes the business will continue operating indefinitely; consistency, ensuring uniformity in reporting over time; prudence, which emphasizes conservative recognition of assets and liabilities; and materiality, which allows omission of insignificant items without misleading stakeholders. Additionally, the historical cost principle requires assets to be recorded at acquisition cost, although fair value measurement is increasingly applied under IFRS. Adhering to these principles ensures that the balance sheet presents a true and fair view of the company's financial position.

Common Items in a Balance Sheet

A balance sheet contains a wide variety of items, each representing different aspects of financial standing. On the asset side, cash, bank balances, accounts receivable, inventory, prepaid expenses, and short-term investments are common current assets. Property, plant, and equipment, long-term investments, intangible assets like patents, and goodwill constitute non-current assets. On the liability side, accounts payable, accrued expenses, short-term borrowings, and current portion of long-term debt are typical current liabilities, while long-term debt, lease obligations, and pension liabilities are long-term liabilities. Equity items often include common stock, preferred stock, retained earnings, and reserves. Detailed disclosure of these items, along with notes explaining valuation, contingencies and accounting policies, enhances transparency and credibility.

Limitations of a Balance Sheet

While a balance sheet is invaluable for financial analysis, it has inherent limitations. First, it represents a snapshot at a single point in time and may not reflect subsequent changes or trends. Second, many items, such as intangible assets or internally generated goodwill, may not be fully captured or may be recorded at historical cost rather than current market value. Third, estimates and judgments in asset valuation, depreciation, and provisions can introduce subjectivity. Fourth, a balance sheet does not provide detailed information about operational performance, cash flows, or profitability, which must be supplemented with income statements and cash flow statements. Finally, balance sheets can vary in format and classification depending on accounting standards, making cross-company comparisons challenging without adjustments.

Balance Sheet Analysis

Analyzing a balance sheet involves examining the composition, structure, and interrelationships of assets, liabilities, and equity. Horizontal analysis compares balances over multiple periods to identify trends, growth, or deterioration. Vertical analysis expresses each item as a percentage of total assets or liabilities, facilitating proportional assessment. Common-size balance sheets are particularly useful for comparing companies of different sizes. Financial ratios derived from balance sheet data provide further insight into liquidity, solvency, and operational efficiency. Additionally, qualitative factors, such as contingent liabilities, legal disputes, and market conditions, complement quantitative analysis. A comprehensive understanding of the balance sheet allows stakeholders to evaluate financial risk, capital adequacy, and strategic positioning.

Role in Corporate Decision-Making

The balance sheet plays a pivotal role in corporate decision-making. Management uses it to plan capital expenditures, assess financing needs, and optimize working capital. Investors evaluate the balance sheet to gauge the company's capacity to generate returns and withstand economic fluctuations. Lenders assess the company's repayment ability and set interest rates or credit limits accordingly. Mergers and acquisitions rely heavily on balance sheet analysis to determine asset valuation, liabilities, and equity structure. Even regulators and tax authorities examine balance sheets to ensure compliance with legal and fiscal obligations. Overall, the balance sheet serves as a foundation for informed, strategic, and risk-conscious decisions in corporate governance.

3.4 Adjustments in Final Accounts



Fig 3.4: Final Accounts

Final accounts are a crucial part of the accounting process, representing the culmination of all bookkeeping activities for a particular accounting period.

They provide a structured summary of a business's financial performance and position, typically through the trading account, profit and loss account, and balance sheet. However, the initial trial balance prepared at the end of an accounting period often does not reflect the complete financial picture. Certain revenues and expenses may not have been recorded, some prepaid or outstanding items require adjustment, and depreciation on fixed assets needs recognition. These factors necessitate adjustments before final accounts can be accurately prepared. Adjustments in final accounts are essential to ensure that the financial statements present a true and fair view of the business's financial status, in accordance with the accrual principle and other accounting conventions.

One of the most common types of adjustments involves outstanding expenses. Outstanding expenses are expenses that pertain to the current accounting period but have not yet been paid by the end of that period. For instance, a business may have received electricity or telephone bills for the month that are yet to be paid. If these expenses are ignored in the accounts, the profit for the period would be overstated, as not all costs incurred have been accounted for. To rectify this, accountants record an outstanding expense in the final accounts by adding it to the total expenses in the profit and loss account and as a liability in the balance sheet. This adjustment ensures that all obligations arising from the current period are properly recognized.

Closely related to outstanding expenses are prepaid expenses, which are payments made in advance for goods or services to be received in future periods. Common examples include insurance premiums, rent, and subscription fees paid ahead of time. In the absence of adjustment, prepaid expenses would incorrectly increase the expenses of the current period, thereby understating the profit. To adjust for prepaid expenses, the portion of the expense that pertains to the next accounting period is deducted from the current period's total expense and treated as a current asset on the balance sheet. This process aligns the expense recognition with the period in which the benefit is actually received.

Another crucial category of adjustments is accrued income. Accrued income arises when a business has earned revenue in the current period but has not yet received payment. For example, interest earned on a bank deposit or service provided to a client whose payment is still pending falls under this category. If such income is ignored, the revenue of the period would be understated, leading to an inaccurate representation of profit. To correct this, accrued income is added to the revenue side of the profit and loss account and recorded as a receivable in the balance sheet. This adjustment follows the matching principle, ensuring that revenue is recognized in the period in which it is earned, regardless of when cash is received. Conversely, income received in advance, also known as unearned income, represents amounts received during the current period for services or goods to be provided in future periods.

Common examples include advance rent or subscription fees. If unearned income is included in the current period's revenue without adjustment, profit would be overstated. Therefore, this amount is treated as a liability in the balance sheet and excluded from the current period's revenue, reflecting the obligation to deliver services or goods in the future.

Depreciation is another vital adjustment in final accounts, particularly for businesses with significant fixed assets such as machinery, buildings, or vehicles. Depreciation accounts for the wear and tear or obsolescence of fixed assets over time, distributing the cost of the asset over its useful life. Without depreciation, the asset would remain overstated on the balance sheet, and the profit of the period would be inflated since the expense related to using the asset is not recognized. There are several methods of calculating depreciation, such as the straight-line method, which spreads the cost evenly over the asset's life, and the reducing balance method, which applies a fixed percentage to the declining book value. Depreciation is recorded in the profit and loss account as an expense and simultaneously reduces the value of the asset in the balance sheet, ensuring a realistic representation of both profit and financial position.

Bad debts and provision for doubtful debts constitute another area of adjustment. In any business, there is always a risk that some customers may fail to settle their dues. While the original sales may have been recorded as revenue, the portion that is unlikely to be collected must be accounted for. Bad debts are written off against the debtors, reducing both the accounts receivable and the profit. Additionally, a provision for doubtful debts is often created to anticipate potential losses on outstanding receivables. This adjustment ensures that the accounts reflect a realistic estimate of collectible debts, safeguarding against overstating assets and profit.

Inventory adjustments are critical for preparing accurate final accounts, especially the trading account. Inventory at the end of the period, also known as closing stock, represents the goods that remain unsold and must be valued correctly. If closing stock is not adjusted, either opening stock or purchases would misrepresent the cost of goods sold, distorting the gross profit. Closing stock is credited to the trading account to calculate gross profit and shown as a current asset in the balance sheet. The valuation of inventory can follow methods such as First In First Out (FIFO), Last In First Out (LIFO), or weighted average cost, each with its impact on the financial statements. Proper adjustment of inventory ensures that the cost of sales is accurate and the balance sheet reflects the true financial position.

Accrued and prepaid items are not limited to income and expenses; adjustments are also required for certain liabilities and assets. For example, interest on loans or investments may accrue over time but remain unpaid or unreceived at the period's end. Accrued interest must be recorded as income or expense to ensure that the period's profit reflects the true cost or benefit of borrowed or invested funds.

Similarly, prepaid interest or other deferred items must be appropriately adjusted to prevent misstatement. Outstanding and prepaid items, depreciation, provisions, and inventory adjustments all fall under the broader accounting principles of accrual and matching. The accrual principle mandates that all revenues and expenses must be recognized when they are earned or incurred, regardless of cash movements. The matching principle ensures that expenses are recorded in the same period as the revenue they help generate. Adjustments in final accounts are essentially applications of these principles, designed to present a consistent and accurate financial picture.

Adjustments also include rectification of errors detected before preparing the final accounts. Sometimes, mistakes such as recording a transaction in the wrong account, omitting a transaction, or misclassifying an expense or revenue are discovered during the trial balance or ledger review. While significant errors may require separate rectifying entries, minor errors can be adjusted directly in the final accounts to maintain accuracy. These adjustments prevent misrepresentation of financial results and uphold the reliability of financial statements.

Salaries and wages adjustments are often necessary as well. Certain salaries and wages may pertain to the period under consideration but remain unpaid at the end of the accounting period, such as bonuses or incentives accrued at year-end. Conversely, if any salaries are paid in advance, they need to be adjusted to avoid inflating expenses. Accurate recording of these adjustments ensures that labor costs reflect the actual expense of the accounting period, contributing to a more precise determination of net profit.

Taxation adjustments form another important category. Businesses need to account for provision for income tax or deferred tax before finalizing the profit for the period. Provision for tax represents the estimated tax liability for the current accounting period and is recorded as an expense in the profit and loss account while appearing as a liability in the balance sheet. Proper adjustment for taxes ensures that the net profit is not overstated and reflects obligations to the government accurately.

In addition to these routine adjustments, businesses with long-term contracts or projects often need specific period-end adjustments. For example, revenue recognition for ongoing contracts may need to follow the percentage of completion method, where income and expenses are recognized proportionately to work completed. Similarly, provisions for warranties, guarantees, or contingent liabilities must be estimated and adjusted to present an accurate view of potential future outflows. Adjustments in final accounts are not merely technical necessities; they serve a broader purpose of enhancing the credibility, comparability, and usefulness of financial statements. Investors, creditors, and management rely on these statements to make informed decisions regarding the business. Without proper adjustments, financial statements could mislead stakeholders by overstating profit, understating liabilities, or misrepresenting assets.

Adjustments, therefore, are fundamental to adhering to the qualitative characteristics of financial reporting, such as reliability, relevance, comparability, and understandability. The process of making adjustments also emphasizes the importance of accounting judgment and estimation. Certain adjustments, like depreciation, provision for doubtful debts, or accrued expenses, require accountants to exercise professional judgment in estimating amounts that cannot be measured with certainty. These estimates, although subjective, must be reasonable and justifiable, reflecting the principles of prudence and conservatism in accounting. Prudent adjustments prevent the overstatement of assets and income, ensuring that financial statements do not present an overly optimistic view of the company's financial health.

Finally, after all necessary adjustments are recorded, the final accounts can be prepared accurately. The trading account will reflect the correct gross profit, considering opening stock, purchases, direct expenses, and closing stock. The profit and loss account will show the net profit after considering all revenue and expense adjustments, including depreciation, accrued and prepaid items, provisions, and taxes. The balance sheet will present a true snapshot of the business's financial position, showing assets, liabilities, and owner's equity after incorporating all necessary adjustments.

3.5 Closing Entries

Meaning, Purpose and Process

Closing entries represent a critical step in the accounting cycle, bridging the gap between the financial activities of one accounting period and the preparation of accounts for the next period. They ensure that temporary accounts – those accounts that track revenues, expenses, and withdrawals or drawings – are reset to zero at the end of an accounting period. This enables an organization to begin the next accounting period with a clean slate, reflecting only the current period's financial activities. In essence, closing entries formalize the transfer of net income or net loss to the owner's equity or capital account, maintaining the integrity and continuity of financial records.

Accounting operates on the dual aspect principle, which implies that every transaction affects at least two accounts. Throughout the accounting period, revenues and expenses are accumulated in temporary accounts to measure profit or loss. However, because these accounts are temporary by nature, they must not carry balances into the next period. Closing entries achieve this by transferring balances from these temporary accounts to permanent accounts, usually the capital or retained earnings account, thus ensuring that only permanent accounts, such as assets, liabilities, and capital, appear on the balance sheet at the end of the period.

Objectives of Closing Entries

The primary objective of closing entries is to update the owner's equity to reflect the results of operations during the accounting period. This is essential for several reasons. Firstly, it allows for the accurate presentation of financial performance over distinct periods, facilitating comparison between periods. Stakeholders such as investors, creditors, and management rely on this clarity to make informed decisions. Secondly, by resetting the balances of revenue and expense accounts to zero, the accounting system avoids the risk of double-counting income or expenses in subsequent periods. Finally, closing entries help maintain proper accounting records by clearly separating the results of different accounting periods, which is especially important for businesses that operate continuously.

Classification of Accounts: Temporary and Permanent

To understand closing entries thoroughly, it is crucial to distinguish between temporary and permanent accounts. Temporary accounts include revenue accounts, expense accounts, and drawings accounts. These accounts are used to collect data over a particular period, typically a fiscal year, to determine the net profit or net loss of the business. Revenue accounts record the inflow of assets or reduction of liabilities resulting from business operations, whereas expense accounts reflect the outflow of assets or incurrence of liabilities. Drawings accounts track withdrawals made by the owner for personal use, which reduces the owner's equity.

Permanent accounts, in contrast, consist of asset, liability, and capital accounts. These accounts carry their balances forward from one accounting period to the next and are not affected by closing entries. Assets such as cash, accounts receivable, inventory, and property, plant, and equipment retain their balances, as do liabilities such as accounts payable and loans. The capital or equity account, although permanent, is adjusted through the transfer of net profit or net loss, ensuring it reflects the business's financial position accurately.

The Accounting Cycle and Placement of Closing Entries

Closing entries form the final stage of the accounting cycle. The accounting cycle begins with the identification and recording of transactions in the journal, followed by posting to ledger accounts. After the preparation of the trial balance, necessary adjustments are made through adjusting entries to account for accrued or deferred items. The adjusted trial balance then serves as the basis for preparing financial statements, including the income statement and balance sheet. Once the financial statements are finalized, closing entries are made to transfer the temporary account balances to the capital account, thus completing the accounting cycle. Without closing entries, revenue and expense accounts would continue to accumulate balances over multiple periods, making it impossible to measure performance accurately for any specific period.

Financial Accounting

By contrast, permanent accounts provide a continuous record of assets, liabilities, and equity, unaffected by the closing process, thereby ensuring the stability of the balance sheet.

Steps in Preparing Closing Entries

The preparation of closing entries involves a systematic sequence to ensure accuracy and completeness. The process typically includes four major steps: closing revenue accounts, closing expense accounts, closing the income summary account, and closing the drawings or owner's withdrawal account.

- **Closing Revenue Accounts:** Revenue accounts record all inflows of economic benefits during the period. To close these accounts, each revenue account balance is debited, reducing it to zero, and the total is credited to a temporary account called the Income Summary. This step aggregates all revenue earned during the period into one account, facilitating the calculation of net profit or net loss.
- **Closing Expense Accounts:** Expense accounts reflect the cost of operations during the period. Each expense account balance is credited, reducing it to zero, and the total is debited to the Income Summary account. This process consolidates all expenses incurred, which will later be offset against total revenues in the Income Summary.
- **Closing the Income Summary Account:** The Income Summary account now contains the net result of revenues minus expenses. If revenues exceed expenses, the account shows a credit balance, representing net profit. Conversely, if expenses exceed revenues, it shows a debit balance, representing net loss. The balance of the Income Summary account is transferred to the owner's capital account, thereby adjusting the owner's equity to reflect the financial performance of the period. A net profit increases capital, whereas a net loss decreases it.
- **Closing the Drawings Account:** Finally, if the owner has withdrawn funds for personal use during the period, the drawings account must be closed. The drawings account is credited to reduce its balance to zero, and the owner's capital account is debited, reflecting the reduction in equity caused by the withdrawal. This ensures that the capital account accurately represents the owner's residual interest in the business after accounting for both operational results and personal withdrawals.

Format of Closing Entries

A standard format of closing entries is structured to reflect clarity and uniformity. For example, a revenue account with a balance of \$50,000 would be closed as follows: the revenue account is debited \$50,000, and the Income Summary is credited \$50,000.

Similarly, an expense account with a balance of \$30,000 would be closed by crediting the expense account \$30,000 and debiting the Income Summary \$30,000. Subsequently, if the Income Summary shows a net profit of \$20,000, it is closed by debiting the Income Summary \$20,000 and crediting the Capital account \$20,000. If the drawings account has a balance of \$5,000, it is closed by crediting Drawings \$5,000 and debiting the Capital account \$5,000. These entries are recorded in the general journal and then posted to the ledger, ensuring accurate updates in the permanent accounts.

Significance and Benefits of Closing Entries

The significance of closing entries extends beyond merely resetting account balances. They provide several critical benefits to both the business and its stakeholders. Firstly, they facilitate accurate profit determination for each accounting period. By isolating revenues and expenses for the period, management can assess operational efficiency and profitability. Secondly, they enhance the reliability of financial statements. External stakeholders, including investors, creditors, and regulatory authorities, rely on precise information to evaluate the financial health of the organization. Thirdly, closing entries simplify the accounting process for subsequent periods by ensuring temporary accounts start at zero, preventing errors and confusion in recording transactions. Finally, the process reinforces internal controls by clearly documenting transfers from temporary to permanent accounts, which can be reviewed and audited for accuracy.

Common Challenges in Closing Entries

While the process of closing entries may seem straightforward, several challenges can arise. Errors in posting or calculation can lead to inaccurate balances in the Income Summary or capital account. Misclassification of accounts, such as treating a permanent account as temporary, can distort financial statements. Additionally, in businesses with multiple revenue streams, numerous expense categories, or complex ownership structures, closing entries may become more complicated, requiring careful attention and verification. Modern accounting software often automates much of this process, but understanding the manual procedure remains essential for accountants to ensure accuracy and to troubleshoot any discrepancies.

Practical Example of Closing Entries

To illustrate, consider a small business, ABC Enterprises, with the following balances at the end of the accounting year: Service Revenue \$80,000, Rent Expense \$20,000, Salaries Expense \$25,000, and Drawings \$5,000. The closing entries would proceed as follows: First, the Service Revenue account is debited \$80,000, and Income Summary is credited \$80,000. Next, Rent Expense \$20,000 and Salaries Expense \$25,000 are credited, and Income Summary is debited \$45,000.

The Income Summary now shows a net profit of \$35,000 (\$80,000 – \$45,000), which is debited to Income Summary and credited to Capital account. Finally, the Drawings account of \$5,000 is credited, and the Capital account is debited \$5,000, resulting in a net increase of \$30,000 in capital. This example demonstrates the flow of amounts from temporary accounts to permanent accounts, emphasizing clarity and accuracy in accounting records.

Automation of Closing Entries in Modern Accounting Systems

In contemporary accounting practices, most businesses utilize accounting software that automates the preparation of closing entries. These systems track revenues and expenses throughout the period and automatically generate closing entries at the end of the fiscal year. Automation reduces the likelihood of human error and ensures timely preparation of financial statements. However, a deep understanding of manual closing procedures remains vital for accountants to validate the software outputs, interpret financial statements, and make necessary adjustments in complex scenarios, such as those involving accruals, deferrals, or inter-company transactions.

3.6 Preparation of Final Accounts with Adjustments

In the world of accounting, final accounts represent the culmination of the accounting process. They are a systematic summary of all business transactions recorded during an accounting period and provide critical insights into a firm’s financial health. Final accounts mainly consist of the Trading Account, Profit and Loss Account, and the Balance Sheet. They are prepared at the end of a financial year to determine profit or loss and to ascertain the financial position of the business.

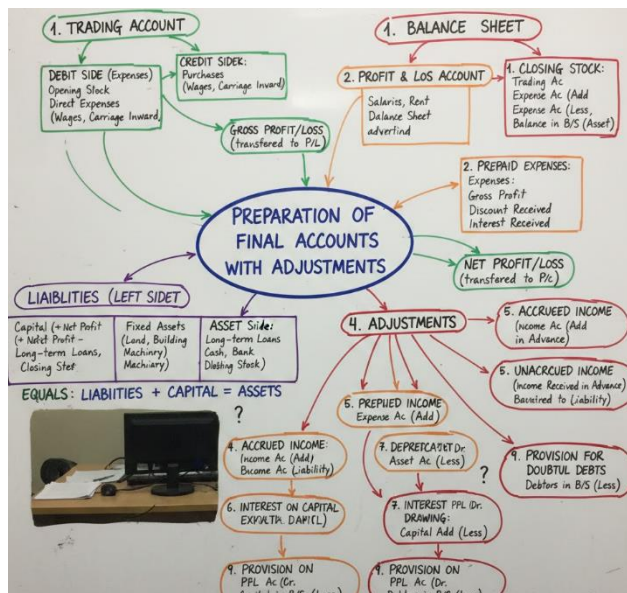


Fig 3.5: Preparation of Final Accounts with Adjustments

The preparation of final accounts is not merely about listing figures; it requires adjustments to ensure that all incomes and expenses are accurately matched to the period in which they occur. These adjustments account for items like accrued expenses, prepaid expenses, outstanding incomes, depreciation and provisions, thereby reflecting a true and fair view of the financial situation.

Importance of Adjustments in Final Accounts

Adjustments in final accounts are essential to comply with the accrual basis of accounting, which dictates that revenue and expenses should be recognized when earned or incurred, regardless of when cash is received or paid. Without these adjustments, the financial statements might misrepresent the actual performance and position of the business.

The Key Reasons for Adjustments Include

- **Accurate Profit Measurement:** To Match Revenues with Related Expenses, Ensuring that the Profit Reported Reflects the Actual Performance During the Accounting Period.
- **Compliance with Accounting Principles:** Adjustments Uphold Principles such as the Matching Principle and the Prudence Concept.
- **True and Fair View:** They Ensure that the Balance Sheet Presents the Real Financial Position of the Business.

Common Types of Adjustments Include

- Outstanding Expenses.
- Prepaid Expenses.
- Accrued Income.
- Income Received in Advance.
- Depreciation of Assets.
- Provision for Bad Debts.
- Provision for Discount on Debtors or Creditors.
- Closing Stock.

Trading Account

The Trading Account is prepared to ascertain the gross profit or gross loss of a business. It summarizes all direct incomes and direct expenses related to the core operations, primarily involving buying and selling of goods.

Structure of Trading Account

The Trading Account is Typically Presented as follows

Debit Side (Expenses / Costs)

- Opening Stock.
- Purchases (Including Import Duties or Freight).
- Direct Expenses (e.g., Wages, Carriage Inwards).
- Returns Outwards (Purchases Returns).

Credit Side (Income / Revenue)

- Sales (Net of Returns).
- Closing Stock.

The Formula for Gross Profit

$$\text{Gross Profit} = \text{Net Sales} - \text{Cost of Goods Sold (COGS)}$$

Where COGS is Calculated as

$$\text{COGS} = \text{Opening Stock} + \text{Purchases} + \text{Direct Expenses} - \text{Closing Stock}$$

Example of Adjustment in Trading Account:

If a firm has purchased goods on credit but part of it is still in transit at the end of the year, this should be adjusted in the purchases figure. Similarly, if there are damaged goods or goods taken by the owner for personal use, these must be excluded from sales or purchases to arrive at a correct gross profit.

Profit and Loss Account

After determining the gross profit in the Trading Account, the Profit and Loss Account is prepared to calculate the net profit or net loss. This account includes all indirect incomes and indirect expenses that are not directly related to the procurement or sale of goods.

Structure of Profit and Loss Account

Debit Side (Indirect Expenses)

- Salaries and Wages (Administrative).
- Rent, Rates and Taxes.
- Insurance (For the Period).
- Depreciation.
- Interest on Loans.
- Miscellaneous Administrative and Selling Expenses.

Credit Side (Indirect Incomes)

- Commission Received.
- Rent Received.
- Interest Received.
- Any Other Indirect Income.

The Net Profit or Loss is Calculated as

$$\text{Net Profit / Loss} = \text{Gross Profit} + \text{Indirect Incomes} - \text{Indirect Expenses}$$

Adjustments Affecting Profit and Loss

- **Outstanding Expenses:** Expenses Incurred but Not Yet Paid (e.g., Electricity Bill) must be Added to the Respective Expense.
- **Prepaid Expenses:** Expenses Paid in Advance (e.g., Insurance) Must be Deducted from the Related Expense to Avoid Overstatement.
- **Accrued Income:** Income Earned but Not Received (e.g., Interest Receivable) is Added.
- **Income Received in Advance:** Income Received for Future Periods (e.g., Rent Received in Advance) is Deducted from Total Income.
- **Depreciation:** A Portion of the Asset's Cost is Charged as Expense to Reflect Wear and Tear.
- **Bad Debts:** Amounts Irrecoverable from Debtors are Written Off.
- **Provision for Bad Debts:** A Percentage of Sundry Debtors is Set Aside to Account for Possible Future Losses.

These adjustments ensure that the Profit and Loss Account reflects the true net profit or net loss of the business for the accounting period.

Balance Sheet

The Balance Sheet represents the financial position of a business at a specific point in time. It lists all assets and liabilities, with the difference representing the owner's equity or capital.

Structure of Balance Sheet

Assets

Assets are Resources Owned by the Business and are Classified as

- **Fixed Assets:** Machinery, Buildings, Land, Vehicles.
- **Current Assets:** Cash, Bank Balances, Debtors, Stock, Prepaid Expenses.
- **Investments:** Shares or Long-Term Securities Held.

Liabilities

Liabilities Represent Obligations of the Business, Including

- **Long-Term Liabilities:** Loans, Debentures.
- **Current Liabilities:** Creditors, Accrued Expenses, Bank Overdraft.
- **Provisions:** For Taxation, Bad Debts, or Discount on Creditors.

Owner's Equity

This is the residual interest in the assets after deducting liabilities, usually represented by capital plus retained earnings.

Adjustments Affecting Balance Sheet:

- **Closing Stock:** Shown as an Asset in the Balance Sheet and as an Adjustment in the Trading Account.
- **Outstanding Liabilities:** Added to Current Liabilities.
- **Prepaid Expenses:** Shown as Current Assets.
- **Accrued Income:** Shown Under Current Assets.
- **Income Received in Advance:** Deducted from Current Liabilities.
- **Depreciation:** Deducted from the Value of the Respective Fixed Assets.
- **Provision for Bad Debts:** Deducted from Sundry Debtors.

These adjustments ensure the Balance Sheet presents the correct financial position.

Detailed Example of Adjustments in Final Accounts

Consider a Business with the following Unadjusted Figures

- **Opening Stock:** ₹50,000.
- **Purchases:** ₹200,000.
- **Sales:** ₹300,000.
- **Wages:** ₹30,000.
- **Rent Paid:** ₹10,000.
- **Electricity:** ₹5,000.
- **Salaries:** ₹20,000.
- **Sundry Debtors:** ₹40,000.
- **Sundry Creditors:** ₹30,000.
- **Cash in Hand:** ₹10,000.
- **Machinery:** ₹60,000.
- **Prepaid Rent:** ₹2,000.
- **Outstanding Wages:** ₹3,000.
- **Accrued Interest:** ₹1,000.
- **Provision for Bad Debts:** 5% of Debtors.

- **Closing Stock:** ₹60,000.

Adjustments

- Rent Prepaid ₹2,000.
- Outstanding Wages ₹3,000.
- Accrued Interest ₹1,000.
- Provision for Bad Debts 5% on ₹40,000 = ₹2,000.

Steps to Prepare Final Accounts

Step 1: Trading Account

- **Opening Stock:** ₹50,000.
- **Purchases:** ₹200,000.
- **Wages:** ₹30,000 + ₹3,000 (Outstanding) = ₹33,000.
- **Closing Stock:** ₹60,000.

$$\text{COGS} = 50,000 + 200,000 + 33,000 - 60,000 = 223,000$$

$$\text{Gross Profit} = 300,000 - 223,000 = 77,000$$

Step 2: Profit and Loss Account

- **Gross Profit:** ₹77,000.
- **Salaries:** ₹20,000.
- **Rent:** ₹10,000 - ₹2,000 (Prepaid) = ₹8,000.
- **Electricity:** ₹5,000.
- **Provision for Bad Debts:** ₹2,000.
- **Accrued Interest:** ₹1,000 (Added to Income).

$$\text{Net Profit} = 77,000 + 1,000 - (20,000 + 8,000 + 5,000 + 2,000) = 43,000$$

Step 3: Balance Sheet

Assets

- **Machinery:** ₹60,000.
- **Closing Stock:** ₹60,000.
- **Sundry Debtors:** ₹40,000 - ₹2,000 = ₹38,000.
- **Cash in Hand:** ₹10,000.
- **Accrued Interest:** ₹1,000.
- **Total Assets:** ₹169,000.

Liabilities

- **Sundry Creditors:** ₹30,000.
- **Outstanding Wages:** ₹3,000.

- **Capital:** Balancing figure = ₹169,000 - (30,000 + 3,000) = ₹136,000.

This example demonstrates how adjustments are essential for accurate reporting and the interrelationship between the Trading Account, Profit and Loss Account, and Balance Sheet.

Common Mistakes in Preparing Final Accounts with Adjustments

While Preparing Final Accounts, Certain Mistakes Frequently Occur

- **Ignoring Prepaid or Outstanding Items:** Leads to Overstatement or Understatement of Profit.
- **Incorrect Treatment of Closing Stock:** Should Appear in Both Trading Account and Balance Sheet.
- **Depreciation Not Deducted:** Overstates Asset Value and Net Profit.
- **Provisions Not Made:** Risk of Overstating Net Assets and Profit.
- **Confusing Accrued Income with Income Received in Advance:** Affects Both Profit and Asset Valuation.

Careful attention to these adjustments prevents errors and ensures the financial statements reflect the true and fair view principle.

3.7 Capital and Revenue Expenditure

In the world of accounting and finance, understanding the distinction between capital expenditure and revenue expenditure is fundamental. These two types of expenditure form the backbone of financial decision-making within a business and directly influence the preparation of financial statements, taxation, and overall business strategy. Though both represent outflows of funds, they differ significantly in purpose, treatment and impact on a company's financial position.

Definition and Concept

Capital expenditure, often abbreviated as CapEx, refers to spending incurred by a business to acquire, upgrade, or maintain fixed assets such as buildings, machinery, equipment, and land. These expenditures are usually significant in amount and provide benefits over multiple accounting periods. Essentially, capital expenditures are investments in the future growth or capacity of the business. For instance, purchasing a new factory, installing machinery, or acquiring land for expansion are all considered capital expenditures. Revenue expenditure, on the other hand, is the spending that is incurred for the day-to-day operations of a business and is aimed at generating revenue within the same accounting period. These expenditures are necessary for maintaining the business's operational efficiency but do not create long-term assets.

Examples include salaries and wages, rent, utilities, repairs and maintenance, advertising expenses, and office supplies. Revenue expenditure is usually smaller in amount than capital expenditure but occurs more frequently and regularly.

Characteristics of Capital Expenditure

Several characteristics help distinguish capital expenditure from revenue expenditure. Firstly, capital expenditure is generally large in value and is not recurring frequently. Secondly, it is associated with the acquisition or enhancement of long-term assets that contribute to the earning capacity of the business over multiple periods. Thirdly, capital expenditure is reflected in the balance sheet as an asset, and its cost is gradually allocated to the revenue statement over its useful life through depreciation or amortization. Lastly, capital expenditure often involves strategic planning, as it requires considerable financial commitment and impacts the long-term financial position of the company.

Characteristics of Revenue Expenditure

Revenue expenditure has a different set of characteristics. It is usually smaller in amount compared to capital expenditure and occurs regularly as part of routine business operations. Its primary purpose is to maintain or restore the earning capacity of existing assets or to cover operational expenses necessary for generating revenue. Revenue expenditure is fully charged to the profit and loss account of the same accounting period in which it is incurred. This immediate recognition ensures that the expenses are matched with the revenues they help generate, following the accrual principle of accounting.

Examples for Better Understanding

To clarify the distinction, consider a manufacturing company. If the company buys a new machine to increase production capacity, the cost of purchasing and installing the machine is capital expenditure because it creates a long-term asset. However, if the company pays wages to the workers operating the machine or spends on lubricants and electricity for its operation, these costs are revenue expenditures, as they are necessary for ongoing operations and are consumed within the accounting period. Similarly, repairing a building's roof that has been damaged is generally considered revenue expenditure because it maintains the asset in usable condition. However, if the company constructs an entirely new building, the cost incurred is capital expenditure because it adds a new asset to the balance sheet.

Accounting Treatment

The accounting treatment of capital and revenue expenditure further highlights their differences. Capital expenditure is not charged entirely to the profit and loss account at the time of incurrence. Instead, it is capitalized and shown in the balance sheet as an asset.

Over time, a portion of the cost is expensed through depreciation (For Tangible Assets) or amortization (For Intangible Assets) to reflect the usage and reduction in value of the asset. This approach ensures that the expense is matched with the revenue generated by the asset over its useful life. Revenue expenditure is treated differently. It is charged fully to the profit and loss account in the period it is incurred. This direct expensing ensures that the financial statements accurately reflect the cost of operations for that period. The immediate recognition of revenue expenditure provides a clear picture of the business's profitability and operational efficiency.

Impact on Financial Statements

The distinction between capital and revenue expenditure has a direct impact on financial statements. Capital expenditure increases the total assets on the balance sheet, and the associated depreciation reduces profits gradually over time. Revenue expenditure, conversely, reduces the profit for the period in which it is incurred but does not affect the balance sheet in terms of long-term asset value. This differentiation is critical for investors, creditors, and management, as it influences key financial ratios such as return on assets, operating margin and current ratio.

Importance of Distinction

Accurately classifying expenditures as capital or revenue is vital for several reasons. Firstly, it ensures correct financial reporting, enabling stakeholders to understand the company's true financial position. Secondly, it impacts taxation, as revenue expenditures are usually deductible from taxable income in the same period, while capital expenditures are not fully deductible immediately but are depreciated over time. Thirdly, proper classification aids in budgeting and financial planning. Businesses need to distinguish between short-term operational costs and long-term investments to make informed strategic decisions. Misclassification can lead to misleading financial statements, improper tax treatment, and potentially poor management decisions.

Challenges in Classification

While the definitions seem clear, in practice, distinguishing between capital and revenue expenditure can be challenging. Some expenditures have characteristics of both. For example, significant repairs that extend the life of an asset may be partly capital and partly revenue in nature. In such cases, accounting judgment and adherence to accounting standards are required to allocate the expenditure appropriately.

Accounting Standards Guidance

Accounting standards, such as the International Financial Reporting Standards (IFRS) and Generally Accepted Accounting Principles (GAAP), provide guidance on distinguishing between capital and revenue expenditure.

For instance, IFRS requires capitalization when the expenditure is expected to provide future economic benefits and can be reliably measured. Revenue expenditure is recognized immediately in the profit and loss account. Adherence to these standards ensures consistency, comparability, and transparency in financial reporting. Capital and revenue expenditures are integral concepts in accounting that help businesses manage their finances and report accurate financial information. Capital expenditure represents investments in long-term assets and is capitalized, providing benefits over multiple periods. Revenue expenditure, on the other hand, is associated with day-to-day operations and is expensed in the period incurred. Understanding the distinction ensures proper financial management, accurate reporting, tax compliance, and informed strategic decision-making.

3.8 Capital and Revenue Receipts

In the realm of accounting and public finance, understanding the classification of receipts is crucial for the accurate recording, analysis, and interpretation of financial transactions. Receipts refer to all amounts of money received by an individual, business, or government during a specific period. These receipts can broadly be classified into two categories: capital receipts and revenue receipts. The distinction between these two types is vital because it helps in preparing financial statements, managing resources efficiently and evaluating the financial health of an organization or government.

Definition and Meaning of Receipts

A receipt, in general terms, is any inflow of resources that increases the cash or bank balance of an entity. Receipts can come from various sources, including business operations, loans, sale of assets, taxation, or donations. However, not all receipts are of the same nature or have the same implications for financial planning and sustainability. Some receipts represent permanent additions to the resources, while others are recurring and related to the regular operations of the entity. This fundamental difference forms the basis for classifying receipts as either capital or revenue.

Capital Receipts

Capital receipts are receipts that either create a liability or lead to a reduction in assets. In simpler terms, they are non-recurring in nature and are not earned from the routine activities of an entity. Capital receipts are typically large, infrequent, and serve purposes such as financing long-term assets, funding investments, or meeting extraordinary financial requirements. They are not intended to cover day-to-day expenses.

Examples of Capital Receipts

- **Borrowings:** Loans taken from banks, financial institutions, or other sources are classified as capital receipts. For instance, when a company raises a loan to expand its production facilities, this inflow of funds is considered a capital receipt because it creates a liability to be repaid in the future.
- **Issue of Shares or Debentures:** When a company raises funds by issuing equity shares or debentures, the money received does not arise from business operations but from capital financing. Therefore, it is treated as a capital receipt. Such receipts increase the long-term financial base of the organization.
- **Sale of Fixed Assets:** Proceeds from the sale of long-term assets like land, buildings, or machinery are considered capital receipts. Unlike revenue receipts, which come from regular operational activities, these receipts are irregular and involve a change in the asset structure of the business.
- **Recovery of Loans and Advances:** When loans or advances given to others are recovered, the inflow is categorized as a capital receipt. This is because the original lending was recorded as an asset, and its recovery does not constitute regular income.

Characteristics of Capital Receipts

Capital receipts exhibit certain distinguishing features that separate them from revenue receipts

- They are Generally Non-Recurring and Irregular in Nature.
- They Either Create a Liability or Reduce an Asset.
- They do Not Affect the Profit or Loss of the Entity Directly.
- They are Often Large in Amount Compared to Regular Revenue Receipts.

They are usually associated with financing activities or long-term investments rather than operational activities. Understanding these characteristics helps businesses and governments manage their resources prudently. Misclassification of capital receipts as revenue receipts can result in misleading financial statements and incorrect assessments of financial performance.

Revenue Receipts

Revenue receipts, in contrast, are the receipts that arise from the normal, recurring operations of an entity. They do not create any liability nor do they involve the sale of capital assets. These receipts contribute to the income or revenue of the organization and are used to meet day-to-day expenses, such as salaries, rent, raw materials, and operational costs. Revenue receipts are integral to determining the financial performance of an entity over a given period.

Examples of Revenue Receipts

- **Sales Revenue:** The primary source of revenue for most businesses is the sale of goods or services. The money received from customers in exchange for products or services is a revenue receipt because it arises from normal operational activities.
- **Service Income:** In service-oriented industries, income earned from providing services, such as consulting fees, tuition fees, or professional charges, constitutes revenue receipts.
- **Interest and Dividend Income:** Interest earned on deposits, loans, or securities, as well as dividends received from investments, are considered revenue receipts, as they contribute to regular income without altering the capital base.
- **Tax Revenue (for Government):** In the context of public finance, revenue receipts include all regular tax collections such as income tax, sales tax, excise duty, and customs duties. These inflows fund the ongoing administrative and developmental activities of the government.
- **Grants and Subsidies (Operational):** Grants received to meet operational expenditures, rather than long-term investments, are treated as revenue receipts.

Characteristics of Revenue Receipts

Revenue Receipts Possess Several Defining Features

- They are Recurring in Nature and Arise from Regular Operations.
- They Neither Create Liabilities nor Reduce Capital Assets.
- They Directly Affect the Profit or revenue of an Entity.
- They are used to Cover Operational Expenses and Short-Term Obligations.
- They Form a Significant Portion of Total Income in the Short Term.

The identification and classification of revenue receipts are essential for evaluating operational efficiency, preparing budgets, and assessing profitability. Accurate recording ensures that stakeholders have a clear understanding of an entity's performance and sustainability.

Key Differences Between Capital and Revenue Receipts

The differences between capital and revenue receipts can be summarized as follows

- **Nature of Receipt:** Capital Receipts are Irregular and Non-Operational, whereas Revenue Receipts are Regular and Operational in Nature.

- **Impact on Profit or Loss:** Capital Receipts do Not Affect the Profit or Loss of an Entity Directly, While Revenue Receipts Directly Contribute to Income or Profit.
- **Creation of Liability:** Capital Receipts often Create a Liability (Such as Loans), While Revenue Receipts do not Create any Future Obligations.
- **Usage of Funds:** Capital Receipts are Typically used for Acquiring Long-Term Assets or Investments, Whereas Revenue Receipts are Utilized for Day-to-Day Operational Expenses.
- **Frequency:** Capital Receipts Occur Occasionally, whereas Revenue Receipts are Frequent and Recurring.

Importance of Classifying Receipts

Classifying receipts into capital and revenue categories is critical for several reasons. It ensures accurate financial reporting and helps in assessing the liquidity, solvency, and operational efficiency of an entity. For businesses, proper classification aids in budgeting, financial planning, and resource allocation. For governments, distinguishing between capital and revenue receipts is essential for fiscal management, policy formulation, and maintaining the balance between development and operational expenditures.

Moreover, the distinction is important for taxation purposes. Revenue receipts are usually taxable, while capital receipts may not be subject to regular taxation depending on the laws of the jurisdiction. Misclassification can lead to financial mismanagement, incorrect tax reporting, and misinterpretation of financial health.

The concepts of capital and revenue receipts are foundational to accounting, financial management, and public finance. Capital receipts represent inflows that alter the capital structure, create liabilities, or reduce assets, while revenue receipts constitute regular, operational income used to meet recurring expenses.

CHAPTER IV

RECTIFICATION OF ERRORS AND BANK RECONCILIATION

4.1 Types of Accounting Errors

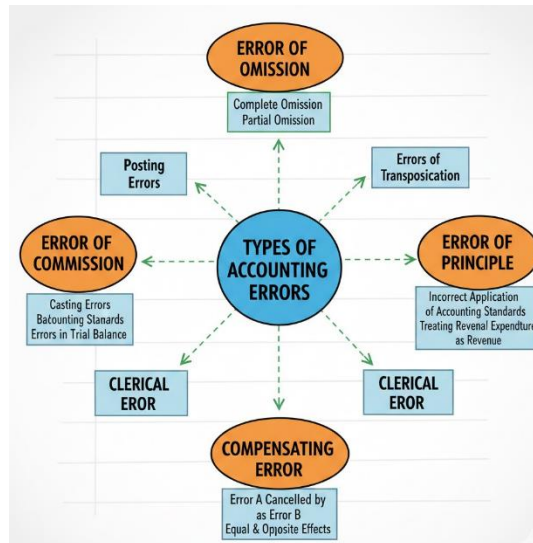


Fig 4.1: Types of Accounting Errors

In the realm of accounting, accuracy and precision are critical for preparing financial statements that reflect the true financial position of a business. However, errors are inevitable due to human oversight, miscommunication, or procedural lapses. Accounting errors are discrepancies or mistakes that occur during the recording, classifying, or summarizing of financial transactions. Identifying and understanding the types of accounting errors is essential because they can mislead stakeholders, distort decision-making, and, in some cases, have legal implications.

These errors are not intentional fraud but genuine mistakes that need correction to maintain the integrity of financial records. Accounting errors are broadly categorized based on their nature and impact on the trial balance and financial statements. Some errors affect the trial balance, while others may go undetected in it. Understanding these distinctions allows accountants to implement effective corrective measures.

1. Errors Affecting the Trial Balance

The trial balance is a statement that lists the debit and credit balances of all ledger accounts. Ideally, the total debits should equal total credits. Errors affecting the trial balance are those that create an imbalance, prompting accountants to investigate and rectify them. They include the following types:

a. Error of Addition

An error of addition occurs when totals are incorrectly calculated. For example, while totaling a ledger account or a subsidiary book, an accountant may mistakenly add figures. If the sum of purchases in the purchase book is written as 55,000 instead of 50,000, the trial balance will reflect an inaccurate total. Such errors are usually easy to detect because the trial balance will not balance.

b. Error of Omission

This type of error arises when a transaction is completely omitted from the books of accounts. For example, if a purchase of raw materials worth 5,000 is not recorded at all, it will affect the trial balance. Omissions can be total, where an entire transaction is left out, or partial, where only one side of the transaction (debit or credit) is recorded. Total omissions disturb the trial balance, while partial omissions may sometimes go unnoticed.

c. Error of Commission

Errors of commission occur when the correct amount is recorded but in the wrong account of the same class. For instance, paying a supplier's bill but posting it to the account of another supplier is an error of commission. Although the overall trial balance may still balance, the individual account balances will be incorrect, potentially misleading management about creditor liabilities.

d. Error of Principle

An error of principle arises when a fundamental accounting principle is violated. For example, treating a capital expenditure as a revenue expenditure, such as recording the purchase of machinery as a repair expense, is an error of principle. Such errors may not always affect the trial balance because the debit and credit entries may still equal, but they distort the financial statements' true representation.

e. Error of Original Entry

This occurs when the wrong amount is entered initially in the books of original entry, such as the journal or subsidiary books. For instance, if a sale of 12,000 is recorded as 1,200, the error continues to propagate through the ledger and trial balance. The trial balance may still balance if both debit and credit sides carry the same incorrect figure, but the accounts reflect inaccurate amounts.

2. Errors Not Affecting the Trial Balance

Some accounting errors do not disturb the equality of the trial balance. They may remain hidden until a thorough review of the accounts is conducted. These include

a. Compensating Errors

Compensating errors occur when one mistake is offset by another. For example, if a purchase of 5,000 is understated in the purchase account but a sale of 5,000 is also understated in the sales account, the trial balance may appear balanced. Detecting these errors requires careful scrutiny of individual transactions rather than relying solely on the trial balance.

b. Errors of Duplication

Duplication errors occur when a transaction is recorded more than once. For instance, recording the same supplier invoice twice in the purchase book inflates the purchases. Although the trial balance may still balance if the corresponding accounts are affected proportionately, such errors exaggerate expenses or income and distort the financial results.

c. Errors of Misclassification

These errors involve recording an entry in the correct class of account but under the wrong heading. For example, recording office rent under the salaries account is an error of misclassification. Such errors do not disturb the trial balance since debit and credit remain equal, but they affect the accuracy of individual account reporting and financial analysis.

d. Errors of Commission between Accounts of Different Classes

Sometimes, a transaction is recorded in the wrong class of accounts. For instance, an asset purchase may be recorded as an expense. This type of error does not affect the trial balance but affects financial statement presentation and may lead to misinterpretation of the company's financial health.

3. Errors in Subsidiary Books

Subsidiary books, including the sales book, purchase book, and cash book, are often the source of accounting errors. Mistakes here can propagate through the ledger accounts and financial statements

a. Posting Errors

Posting errors occur when entries from subsidiary books are posted to the wrong ledger account. For example, cash received from a customer may be posted to the wrong customer's account. This may or may not affect the trial balance but causes discrepancies in individual account balances.

b. Balancing Errors

Errors may arise when balancing subsidiary books or ledger accounts. For example, if the balance brought forward is incorrectly copied, subsequent totals will be inaccurate, leading to misstatements in financial reporting.

c. Errors of Omission in Subsidiary Books

When a transaction is recorded in one subsidiary book but omitted from another, inconsistencies arise. For example, recording a purchase in the purchase book but not in the creditor account leads to incomplete records.

4. Errors in Accounting Estimates

Accounting is not only about recording past transactions but also about making reasonable estimates for depreciation, bad debts and provisions. Errors in these estimates can affect the financial statements.

a. Depreciation Errors

Depreciation errors occur when an incorrect method, rate, or useful life is applied. For instance, charging 10% depreciation on machinery instead of 5% leads to understated profits and distorted asset values.

b. Provision for Bad Debts

If the provision for doubtful debts is overstated or understated, net profit and the accounts receivable value are affected, misrepresenting the company's financial health.

c. Errors in Accruals and Prepayments

Failing to properly account for accrued expenses or prepaid income can lead to misstatements in profits. For example, not recording accrued salaries results in understated expenses and overstated net profit.

5. Detection and Rectification of Accounting Errors

Identifying accounting errors requires meticulous review and reconciliation. Methods include analyzing the trial balance, comparing ledger balances with supporting documents, and verifying subsidiary books. Once identified, errors are corrected using rectifying entries in the journal. The nature of the rectification depends on whether the error affected the trial balance or not. For errors affecting the trial balance, accountants usually prepare journal entries to adjust the ledger accounts to the correct figures. For errors not affecting the trial balance, correction involves adjusting the specific accounts affected, ensuring that financial statements reflect accurate data.

Accounting errors are an inherent part of financial record-keeping due to human and procedural limitations. They can range from simple addition mistakes to complex misclassification or principle violations. While some errors are easily detected through trial balance discrepancies, others require careful review and analysis. Proper knowledge of the types of errors enables accountants to identify, correct, and prevent them, thereby ensuring the accuracy, reliability, and integrity of financial statements.

4.2 Errors Disclosed and Not Disclosed by Trial Balance

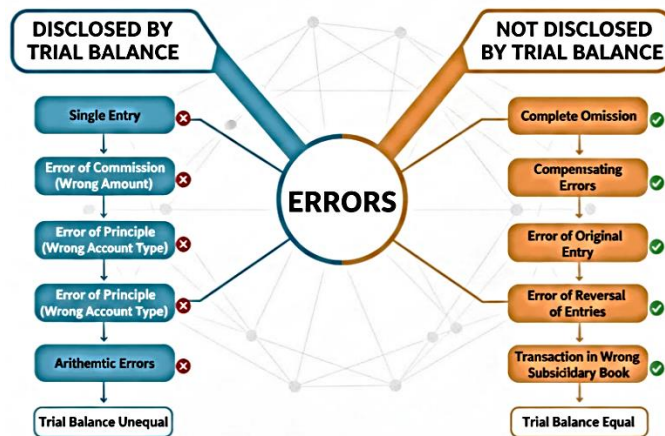


Fig 4.2: Errors Disclosed and Not Disclosed by Trial Balance

In the realm of accounting, maintaining accurate financial records is paramount for business decision-making and regulatory compliance. One of the fundamental tools used in verifying the accuracy of accounting entries is the trial balance. A trial balance is a statement prepared at a particular date that lists all ledger account balances, both debit and credit, to check the arithmetical accuracy of bookkeeping. While the trial balance is a vital tool for detecting errors, it is not foolproof. Certain types of errors can be identified using a trial balance, whereas others may remain undetected. Understanding these distinctions is critical for accountants, auditors, and financial managers.

Understanding Trial Balance

A trial balance is typically prepared after all ledger postings are completed for an accounting period. The purpose of a trial balance is to ensure that the total of debit balances equals the total of credit balances. This equality suggests that the double-entry bookkeeping principle where every debit has a corresponding credit has been followed. While the trial balance can highlight arithmetic errors or discrepancies, it cannot guarantee the complete accuracy of financial statements. This limitation arises because certain errors do not affect the equality of debit and credit totals. The trial balance serves as the first checkpoint before preparing the final accounts such as the profit and loss account and balance sheet. If the trial balance tallies, it provides some assurance that the ledger accounts are arithmetically correct.

Errors Disclosed by Trial Balance

Errors that affect the equality of debit and credit totals are generally detectable through the trial balance. These are often referred to as errors disclosed by trial balance, and they occur due to misposting, miscalculations, or omissions in ledger entries. Common errors of this type include.

- **Error of Addition in Ledger Accounts:** If a ledger account is incorrectly totaled, the discrepancy will lead to an imbalance in the trial balance. For example, if the total of a debit account is understated or overstated, the trial balance will not tally, signaling an error.
- **Error of Posting:** This occurs when a transaction is posted to the wrong side of a ledger account. For instance, if a purchase is posted to the credit side instead of the debit side, the trial balance totals will be affected.
- **Transposition Errors:** A transposition error arises when two digits in a figure are reversed, such as writing 540 instead of 450. Such errors usually cause the trial balance not to tally, especially if the difference is divisible by nine, which is a characteristic of transposition errors.
- **Single-Sided Posting:** Sometimes, a transaction may be recorded only on one side—either debit or credit—without the corresponding entry on the other side. This results in unequal totals in the trial balance and alerts the accountant to investigate.
- **Errors in Trial Balance Preparation:** Mistakes may also occur while preparing the trial balance itself. If ledger balances are miscopied, omitted, or entered on the wrong side, the trial balance will reveal a discrepancy.
- **Partial Omission or Posting Errors:** If a transaction is only partially recorded—for example, if one side is omitted in the ledger—the imbalance will be reflected in the trial balance.

These errors are relatively easier to detect and rectify, as the trial balance provides a clear indication of a mismatch between total debits and credits. Once identified, accountants can trace back to the ledger accounts, locate the source of the error, and make the necessary corrections.

Errors Not Disclosed by Trial Balance

Despite its usefulness, the trial balance has limitations. Certain errors do not affect the equality of debit and credit totals and therefore remain undetected by a trial balance. These are referred to as errors not disclosed by trial balance. They occur when both sides of a transaction are affected equally or when the error involves omission of transactions. Some common examples include

- **Error of Omission:** When a transaction is completely omitted from the books, it does not appear in either the debit or credit totals. For instance, if a sale is entirely left out of the accounts, the trial balance will still tally because the totals are unaffected.
- **Error of Commission:** This occurs when an entry is made in the wrong account but on the correct side. For example, if a payment received from Customer A is recorded in Customer B's account, the trial balance totals will still match because the debit and credit sides are equal.

- **Error of Principle:** Such errors arise when a transaction is recorded in violation of accounting principles. For instance, recording capital expenditure as revenue expenditure or vice versa will not affect the trial balance total, although it misrepresents the financial position.
- **Compensating Errors:** These occur when two or more errors cancel each other out. For instance, if one account is overstated by ₹1,000 on the debit side and another is overstated by ₹1,000 on the credit side, the trial balance will still balance, concealing the error.
- **Error of Original Entry:** When a transaction is incorrectly recorded in the journal itself, such as recording a purchase of ₹5,000 as ₹50,000, the ledger posting and trial balance may still match if the error is consistently posted on both sides.
- **Errors in Accounting Estimates:** Mistakes in estimates, such as depreciation or bad debt provisions, affect the accounts but do not disrupt the trial balance. These errors often require analytical review rather than a mere arithmetic check.
- **Errors of Duplication:** If a transaction is recorded twice with equal debits and credits, the trial balance will still tally, even though the accounts are overstated.

These undetected errors can have serious implications for financial reporting, as they may distort the profit, loss, or financial position of the business. Detecting such errors often requires deeper investigation, such as cross-verification with source documents, bank reconciliations, ledger scrutiny, and analytical procedures.

Significance of Identifying Errors

Detecting errors through trial balance and other means is critical for several reasons. Firstly, it ensures the accuracy of financial statements, which form the basis for decision-making by management, investors, and creditors. Secondly, identifying and correcting errors helps maintain compliance with accounting standards and legal requirements. Thirdly, accurate records enhance internal control and reduce the risk of fraud, as discrepancies are more likely to be detected promptly.

Accountants often use the trial balance as a preliminary check, but they also apply additional methods such as reconciliation statements, analytical reviews, and audit trails to uncover errors not visible in the trial balance. Regular scrutiny of both disclosed and undisclosed errors ensures that the financial statements present a true and fair view of the business.

While the trial balance is an indispensable tool for verifying the arithmetic accuracy of ledger accounts, it has its limitations. Errors disclosed by trial balance such as misposting, addition mistakes, or single-sided entries are relatively straightforward to detect and correct.

However, errors not disclosed by trial balance, including omissions, principle errors, compensating errors, and estimation mistakes, require deeper analysis and investigative procedures. A comprehensive approach to accounting must recognize the distinction between these errors, ensuring that both the numerical accuracy and the conceptual correctness of financial records are maintained. Ultimately, the trial balance serves as a preliminary checkpoint, and accountants must use it in conjunction with thorough verification methods to ensure the integrity of financial reporting.

4.3 Rectification of Errors

In accounting, the accuracy of financial records is paramount. The entire process of preparing financial statements, analyzing business performance, and making strategic decisions relies on precise recording of transactions. However, mistakes are inevitable. These mistakes, commonly referred to as accounting errors, can arise due to oversight, misunderstanding of accounting principles, or clerical lapses. The process of rectifying errors ensures that the financial statements reflect the true financial position and performance of a business. Rectification of errors is the process of identifying and correcting mistakes in the books of accounts. Errors can distort profit measurement, asset valuation, and liability calculation, leading to poor business decisions. Therefore, understanding the types of errors and the methods to correct them is crucial for accountants, auditors, and business managers.

Classification of Accounting Errors

Before discussing rectification methods, it is essential to understand the different types of errors that can occur in accounting. Broadly, errors can be classified into the following categories.

Errors Disclosed by Trial Balance

A trial balance is a statement that lists the balances of all ledger accounts at a particular date. Its main purpose is to check the arithmetical accuracy of ledger postings. Certain errors are evident when preparing a trial balance, such as

- **Transposition Errors:** Occur when Digits are Reversed While Recording Amounts (e.g., Writing 540 Instead of 450).
- **Addition or Subtraction Mistakes:** Errors in Totaling Ledger Balances.
- **Posting Errors:** Posting a Ledger Balance to the Wrong Side (Debit Instead of Credit or Vice Versa).
- **Misplacement of Amounts:** Writing an Amount in the Wrong Account but Maintaining Correct Totals.

These errors are relatively easier to detect and correct since they usually cause an imbalance in the trial balance.

Errors Not Disclosed by Trial Balance:

Some errors do not affect the trial balance totals and may go unnoticed unless specific checks are conducted. These include

- **Omission Errors:** When a Transaction is Completely Left Out of the Books of Accounts.
- **Commission Errors:** When an Amount is Recorded in the Correct Type of Account but the Wrong Individual Account (e.g., Recording a Payment to the Wrong Supplier).
- **Principle Errors:** When Accounting Principles are Violated, such as Treating Capital Expenditure as Revenue Expenditure.
- **Compensating Errors:** When Two or More Errors Offset each other, Leaving the Trial Balance Correct.

These errors are more challenging to identify because they do not disturb the basic arithmetic balance of the accounts.

Methods of Rectification

Once an error is detected, the next step is rectification. The method of rectification depends on whether the error is discovered before or after the preparation of the final accounts.

Rectification Before Preparation of Final Accounts:

If an error is identified during the accounting period, before the preparation of the trading, profit and loss account, and balance sheet, it can be corrected directly in the ledger accounts. For example, if a purchase of stationery is mistakenly debited to the machinery account, the accountant can

- Reverse the Incorrect Entry by Crediting the Machinery Account.
- Debit the Correct Account, which is Stationery or Office Expenses.

This approach ensures that all subsequent accounting records reflect the corrected transaction, and the financial statements prepared at the end of the period are accurate.

Rectification After Preparation of Final Accounts:

Errors discovered after the preparation of final accounts require a slightly different approach, often using rectification entries in the journal. These entries adjust the accounts without disturbing the previously prepared financial statements. For example, if a sale of goods was omitted from the books, the accountant would

Financial Accounting

- Debit the Debtor Account or Cash Account Depending on the Nature of the Sale.
- Credit the Sales Account.

This method ensures that the profit and loss account and balance sheet for the period reflect the corrected financial position, even though the error was discovered late.

Rectification Entries

Rectification entries are journal entries made specifically to correct errors in the books of accounts. The type of rectification entry depends on the nature of the error.

Errors of Omission

These occur when a transaction is completely left out. Rectification involves recording the transaction in the correct account. For instance, if rent paid was not recorded.

- Debit Rent Account.
- Credit Cash/Bank Account.

Errors of Commission

These occur when amounts are posted to the wrong account. Correction involves transferring the amount from the wrong account to the correct account. For example, if payment to supplier A is recorded under supplier B

- Debit Supplier A.
- Credit Supplier B.

Errors of Principle

These arise when accounting principles are violated. For instance, if machinery purchased is treated as an expense, the rectification entry would be

- Debit Machinery Account.
- Credit Expenses Account.

Compensating Errors

Although these errors cancel each other out, it is still advisable to correct them to ensure proper record-keeping. The rectification involves adjusting both transactions to their correct accounts.

Importance of Error Rectification

Rectifying Errors is Critical for Several Reasons

- **Accurate Financial Statements:** Correcting Errors Ensures that the Financial Statements Represent the True Financial Position and Performance of the Business.
- **Compliance with Accounting Standards:** Proper Rectification Helps Maintain Adherence to Accounting Principles and Standards.
- **Decision-Making:** Accurate Records Assist Management in Making Informed Operational and Strategic Decisions.
- **Audit Preparedness:** Rectified Accounts Reduce Discrepancies During Internal and External Audits, Enhancing Credibility.
- **Prevention of Recurring Errors:** Identifying the Root Cause of Errors and Rectifying them Reduces the Likelihood of Similar Mistakes in the Future.

Rectification of errors is an integral aspect of accounting that ensures accuracy, reliability, and transparency in financial reporting. Errors can occur at any stage of the accounting process, whether in recording, posting, or preparation of final accounts. They may be evident through the trial balance or hidden, requiring careful scrutiny to identify.

Correcting these errors involves either direct ledger adjustments or specific journal entries, depending on the timing of discovery. Beyond correcting mistakes, the process of rectification enhances the overall discipline and reliability of the accounting system, ultimately contributing to sound financial management and decision-making. By consistently applying careful review and correction mechanisms, businesses can uphold the integrity of their financial records and foster trust among stakeholders.

4.4 Bank Reconciliation Statement (BRS)

A Bank Reconciliation Statement (BRS) is a critical tool in accounting and financial management, designed to reconcile the differences between the bank balance as per the company's cash book and the balance reported by the bank in the bank statement.

While the cash book reflects all cash and bank transactions recorded by the organization, the bank statement reflects the bank's records. Discrepancies between the two arise due to timing differences, errors, or omissions. The BRS serves as a means of identifying and rectifying these differences, ensuring the accuracy of financial records.



Fig 4.3: Bank Reconciliation Statement

Importance of Bank Reconciliation Statement

The preparation of a Bank Reconciliation Statement holds significant importance in accounting. Firstly, it helps detect errors in both the bank's records and the company's books. Errors may include incorrect entries, missed transactions, or misposted amounts. By reconciling the bank and cash book balances, businesses can ensure that their financial records are correct and up-to-date. Secondly, BRS assists in identifying fraudulent activities, such as unauthorized withdrawals or altered transactions. Regular reconciliation helps in early detection of such irregularities. Thirdly, it provides a true picture of the company's liquidity. A mismatch between cash book and bank balances can indicate issues with cash flow management, un-presented cheques, or uncredited deposits.

Causes of Differences Between Cash Book and Bank Statement

Several reasons account for the differences between the cash book and the bank statement. A common cause is the presence of outstanding cheques. When a business issues cheques to pay creditors, these cheques may not have been presented to the bank for payment yet. As a result, the cash book reflects a lower balance, while the bank statement does not record the deduction. Conversely, deposits in transit occur when amounts are deposited in the bank but have not been credited by the bank.

The cash book shows the deposit, but the bank statement does not, temporarily creating a discrepancy. Bank charges and interest adjustments are another source of difference. Banks often deduct charges for services such as cheque processing, account maintenance, or penalties. Similarly, banks may credit interest on deposits directly to the account. These transactions are recorded in the bank statement but may not be immediately entered in the cash book, leading to variances. Errors can also occur in recording transactions. For instance, a cheque might be recorded incorrectly in the cash book or in the bank statement, causing mismatches.

Objectives of Preparing Bank Reconciliation Statement

The primary objective of a Bank Reconciliation Statement is to ensure that the cash book and bank statement are in agreement. This reconciliation confirms the accuracy and completeness of financial records. Another key objective is the detection and correction of errors in either the cash book or bank records. By highlighting discrepancies, accountants can make necessary adjustments, such as correcting wrongly posted amounts or accounting for unrecorded bank charges. Furthermore, BRS aids in identifying timing differences, helping management understand why balances may temporarily differ. It also strengthens internal control over cash and banking operations, reducing the risk of fraud or mismanagement.

Methods of Preparing Bank Reconciliation Statement

The Bank Reconciliation Statement can be prepared using two primary approaches: the adjusted cash book method and the unadjusted cash book method. In the adjusted cash book method, the accountant first updates the cash book to include all bank-related transactions, such as bank charges, direct deposits, and dishonored cheques. Once the cash book is adjusted, it is compared with the bank statement, and a reconciliation statement is prepared to identify remaining differences. In the unadjusted cash book method, the accountant prepares the reconciliation without initially updating the cash book. Differences are identified, and then the necessary adjustments are made to the cash book.

Steps in Preparing Bank Reconciliation Statement

The preparation of a BRS involves systematic steps. The first step is to obtain the cash book and the bank statement for the relevant period. Next, the accountant compares each transaction in the cash book with the bank statement, noting any discrepancies. Outstanding cheques and deposits in transit are identified. Bank charges, interest, direct deposits, and dishonored cheques not recorded in the cash book are added or subtracted accordingly. Errors in recording, whether in the bank statement or cash book, are corrected. Finally, the reconciled balance is calculated. This balance should match the actual bank statement after all adjustments.

Format of Bank Reconciliation Statement

While the format of a Bank Reconciliation Statement may vary, it generally starts with the balance as per the cash book. Items to be added or subtracted, such as deposits in transit, outstanding cheques, bank charges, or errors, are listed systematically. The adjustments are made to arrive at the reconciled balance, which should correspond to the balance shown in the bank statement. This structured presentation ensures clarity and helps management quickly understand the reasons for any differences.

Practical Example of Bank Reconciliation

Consider a business that has a cash book balance of \$50,000 on December 31. Upon examining the bank statement, the balance appears as \$52,500. The differences include \$3,000 in outstanding cheques, \$500 bank charges not recorded in the cash book, and a \$1,000 deposit in transit. To reconcile, the accountant adjusts for outstanding cheques by subtracting \$3,000 and adds the deposit in transit of \$1,000. Bank charges of \$500 are also deducted from the cash book. After adjustments, the reconciled balance aligns with the bank statement, ensuring accuracy and completeness of records.

Benefits of Regular Bank Reconciliation

Regular preparation of BRS provides several benefits to a business. It ensures accurate recording of transactions, preventing errors and omissions. By highlighting discrepancies, BRS helps maintain the integrity of financial data, which is crucial for decision-making. It improves cash flow management, as businesses are aware of pending payments and deposits. Regular reconciliation also supports compliance with regulatory requirements, as accurate financial records are essential for audits and tax purposes. Finally, it strengthens internal controls, reducing the risk of fraud or unauthorized transactions.

The Bank Reconciliation Statement is an indispensable tool for financial management. By reconciling the cash book with the bank statement, it ensures the accuracy, reliability, and completeness of accounting records. It identifies errors, detects fraud, aids in cash flow management, and enhances internal control over financial operations. Regular and systematic preparation of BRS not only keeps a business's records precise but also builds confidence among stakeholders regarding the financial health of the organization.

4.5 Causes of Differences between Cash Book and Pass Book

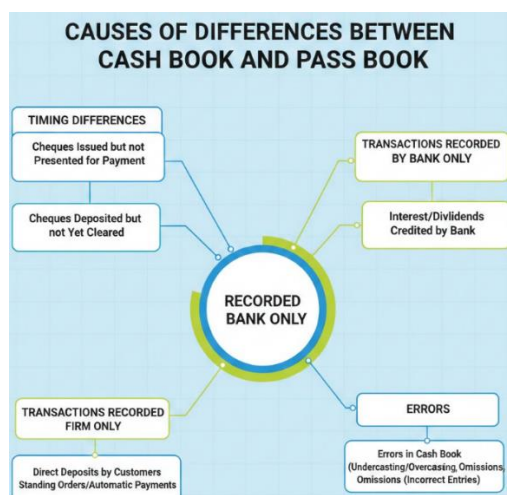


Fig 4.4: Causes of Differences between Cash Book and Pass Book

In accounting, the Cash Book and the Pass Book serve as critical records for tracking cash and bank transactions, but discrepancies often arise between them. A Cash Book is maintained by an organization to record all receipts and payments, both in cash and through bank transactions. On the other hand, a Pass Book is issued by the bank to the account holder, reflecting the bank's record of the same transactions. Ideally, both should match, but due to timing differences, errors, or specific banking procedures, differences frequently occur. Understanding the causes of these differences is essential for accurate financial reporting and for preparing the Bank Reconciliation Statement (BRS). These differences can generally be categorized into timing differences, errors, and procedural discrepancies.

1. Timing Differences Between Cash Book and Pass Book

Timing differences are among the most common causes of discrepancies between the cash book and the pass book. They occur because a transaction recorded in one book may not yet be reflected in the other.

a) Deposits in Transit

A deposit made by the company in its bank account may be recorded in the cash book immediately but may not yet appear in the pass book. For example, if a company deposits cash or a cheque late in the day, the bank may process it the next business day. Until it is cleared and recorded in the pass book, the cash book will show a higher bank balance than the pass book.

b) Outstanding Cheques

Cheques issued by a company are recorded in the cash book when issued. However, these cheques may not have been presented by the payee to the bank for payment. Until the bank clears the cheque and debits the account, the pass book will not reflect this transaction, resulting in the cash book showing a lower balance.

c) Bank Credits Not Yet Recorded

Sometimes, the bank may directly credit the account with amounts such as interest, dividend collections, or transfers from other accounts. If the company is unaware of these credits and has not yet recorded them in the cash book, the pass book will show a higher balance than the cash book.

d) Bank Debits Not Yet Recorded

Similarly, banks may debit accounts for service charges, penalties, or direct debits for loan repayments. If these are not yet recorded in the cash book, the pass book will indicate a lower balance than the cash book. Timing differences, therefore, largely arise due to the lag in recording transactions in the respective books and can be resolved by updating the cash book to reflect all bank-related transactions.

2. Errors Committed by the Company

Errors in the cash book, whether due to oversight or miscalculation, are another significant cause of discrepancies. Common errors include

a) Errors of Omission

If a transaction is completely omitted from the cash book, it will cause differences. For instance, if a payment made by cheque is not recorded in the cash book, the bank will reflect it in the pass book, creating a lower balance in the cash book compared to the pass book.

b) Errors of Commission:

These occur when transactions are recorded incorrectly. Examples include entering the wrong amount, posting to the wrong side of the cash book, or recording a transaction under an incorrect account. For instance, recording a cheque deposit as Rs. 10,000 instead of Rs. 1,000 will distort the balance.

c) Errors of Principle

These errors happen when transactions violate accounting principles, such as recording a capital expenditure as a revenue payment in the cash book. Such errors create inconsistencies between the cash book and pass book until corrected.

d) Compensating Errors

Sometimes, two separate errors may cancel each other in the cash book, but the pass book will still show a different balance, leading to discrepancies. Correcting these errors requires careful verification of entries in the cash book against bank statements.

3. Errors Committed by the Bank

While banks generally maintain accurate records, mistakes can occur, resulting in differences between the cash book and pass book.

a) Wrong Amount Entered

Banks may accidentally credit or debit the account with an incorrect amount. For example, a cheque deposited for Rs. 5,000 might be recorded as Rs. 500 in the pass book.

b) Omission of Transactions

A bank may fail to record a deposited cheque or a direct debit transaction in the pass book, creating discrepancies.

c) Posting to Wrong Account

Banks may mistakenly post an amount to another customer's account. Until rectified, this causes a temporary difference.

d) Interest and Charges Errors

Banks may miscalculate service charges, interest, or penalties. These unrecorded debits or credits result in the cash book and pass book showing different balances. Such errors are generally corrected after bringing the matter to the bank's attention.

4. Bank Charges and Direct Transactions Not Recorded in Cash Book

Some transactions are carried out directly by the bank without prior knowledge of the company. These transactions lead to discrepancies if not immediately recorded in the cash book.

a) Bank Charges

Banks deduct service charges for maintaining accounts, processing cheques, or levying penalties for non-maintenance of minimum balances. If these charges are not recorded in the cash book, the pass book will show a lower balance.

b) Interest Credited or Debited by Bank

Banks often credit interest on deposits or debit interest on loans directly to the account. Unless these entries are recorded in the cash book, differences arise.

c) Direct Debits and Standing Instructions

Payments such as insurance premiums, loan EMIs, or subscription fees directly debited by the bank will affect the balance in the pass book but not the cash book until updated. Timely reconciliation requires reviewing bank statements and updating the cash book with all such transactions.

5. Dishonoured Cheques

A cheque deposited by the company may bounce due to insufficient funds or other reasons. While the cash book may record the deposit initially, the pass book will reverse the transaction once the cheque is dishonoured. This leads to a higher balance in the cash book compared to the pass book until the dishonoured cheque is properly accounted for.

6. Fraud or Unauthorized Transactions

Although less common, discrepancies can also arise due to fraudulent or unauthorized transactions. Unauthorized withdrawals, forged cheques, or misappropriation of funds may reflect in the pass book but not in the cash book, or vice versa. These differences require prompt investigation to safeguard the company's financial assets.

7. Impact of Differences and Need for Bank Reconciliation

The differences between cash book and pass book impact accurate financial reporting and cash management. They make it difficult to determine the actual bank balance and can affect liquidity planning, payment schedules, and auditing. To resolve these differences, companies prepare a Bank Reconciliation Statement (BRS), which reconciles the balance as per the cash book with that of the pass book by accounting for outstanding cheques, deposits in transit, bank charges, direct debits, and errors. Regular reconciliation ensures the correctness of accounting records and helps detect fraud, errors, or unauthorized transactions early.

Discrepancies between the cash book and pass book arise due to a combination of timing differences, errors, bank charges, dishonoured cheques, and occasional fraudulent transactions. Timing differences, such as deposits in transit and outstanding cheques, are normal and are rectified when the bank processes the transactions. Errors by either the company or the bank require identification and correction, while direct bank transactions and dishonoured cheques necessitate updates to the cash book. By understanding these causes, businesses can maintain accurate records, ensure proper financial control, and prepare effective bank reconciliation statements. Maintaining vigilance over such differences not only ensures accuracy in accounting but also strengthens internal controls and promotes financial integrity.

4.6 Preparation of BRS

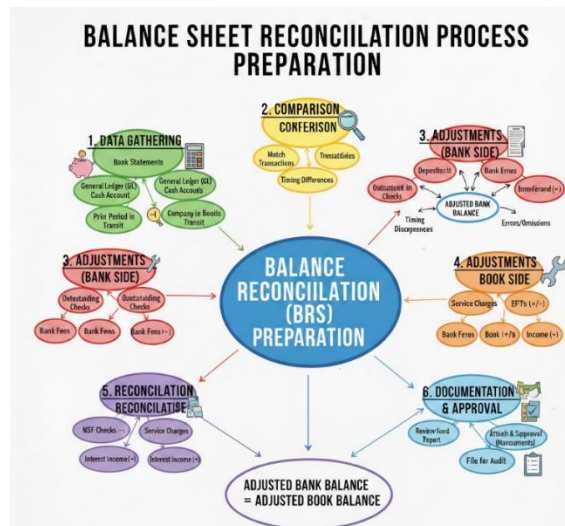


Fig 4.5: Preparation of BRS

Preparation of Bank Reconciliation Statement (BRS)

A Bank Reconciliation Statement (BRS) is a crucial tool in accounting that helps reconcile the differences between the cash book maintained by a business and the bank statement issued by the bank.

While both the cash book and the bank statement record transactions involving a business's bank account, differences often arise due to timing discrepancies, omissions, errors, or unpresented cheques. The primary purpose of preparing a BRS is to identify these differences, ensure the accuracy of accounting records, and maintain proper control over cash and banking transactions. It provides clarity to management regarding the actual bank balance and helps detect errors or fraud.

The process of preparing a Bank Reconciliation Statement begins with comparing the balance as per the cash book with the balance as per the bank statement. Typically, the balance in the cash book is obtained from the ledger account maintained in the business's accounting system, whereas the bank balance is obtained from the statement provided by the bank. Discrepancies often occur because the cash book records transactions when they are entered, whereas the bank records transactions only when they are cleared. For example, a cheque issued by the business may be recorded in the cash book immediately but may take a few days to be cleared by the bank. Similarly, a cheque deposited may reflect in the cash book instantly but appear in the bank statement later.

Once the balances are noted, the next step is to identify the reasons for differences. Differences generally fall into two categories: timing differences and errors. Timing differences arise due to transactions that have been recorded in one book but not yet reflected in the other. Common examples include cheques issued but not yet presented for payment, cheques deposited but not yet cleared, bank charges, direct payments by the bank such as utility bills, interest credited by the bank, and dishonoured cheques. Errors, on the other hand, may occur in either the cash book or the bank statement. They could include mistakes in recording amounts, double entries, omission of transactions, or incorrect entries in either book. Identifying these discrepancies accurately is essential for the preparation of an effective BRS.

After identifying the reasons for discrepancies, the preparation of the Bank Reconciliation Statement involves adjusting the balance of either the cash book or the bank statement. The format of a BRS typically starts with the balance as per the cash book, followed by the addition of items not yet recorded by the bank and deduction of items that have been recorded in the cash book but not yet by the bank. For instance, if there are cheques issued but not yet presented for payment, these will be subtracted from the cash book balance because the bank has not yet processed them. Conversely, cheques deposited but not cleared by the bank are added to the cash book balance in the reconciliation statement. The ultimate goal is to arrive at the adjusted balance, which should match the balance as per the bank statement after considering all timing differences and errors. Preparation of a BRS also involves updating the cash book to reflect transactions that have been discovered during reconciliation but were not previously recorded.

These may include bank charges, interest earned, direct payments made by the bank, or dishonoured cheques. Updating the cash book ensures that it accurately reflects all bank-related transactions. Once the cash book is updated, a revised balance is determined, which will match the adjusted bank balance. This process not only corrects the records but also ensures that future reconciliations are easier and more accurate. There are multiple steps that accountants usually follow when preparing a BRS. First, the opening balance of the bank account is taken from the cash book. Then, all transactions that appear in the bank statement but not in the cash book are listed. These may include bank fees, service charges, direct deposits, or direct payments. Next, transactions recorded in the cash book but not yet appearing in the bank statement, such as unpresented cheques, are also listed. Any errors detected in either the cash book or bank statement are then rectified. Finally, the balance as per the cash book is adjusted by adding or deducting these items to match the balance as per the bank statement.

The format of a Bank Reconciliation Statement may vary depending on whether it is prepared from the cash book balance or the bank statement balance. Typically, when prepared from the cash book, the statement starts with the cash book balance, then adds deposits not yet credited by the bank and subtracts cheques issued but not yet presented, eventually arriving at the bank balance. Alternatively, when prepared from the bank statement, it begins with the bank balance, adds deposits in transit, subtracts outstanding cheques, and adjusts for any errors, fees, or interest, resulting in the corrected cash book balance. Both approaches achieve the same objective of reconciling differences.

The importance of preparing a BRS cannot be overstated. It ensures accuracy in accounting, helps in detecting fraud or irregularities, and improves financial control. Regular preparation of BRS allows businesses to monitor cash flows effectively and make informed decisions. It also serves as an internal control measure by highlighting discrepancies promptly, allowing timely investigation and rectification. Moreover, auditors often rely on reconciled bank statements to verify the correctness of cash and bank balances reported in the financial statements.

In practice, businesses may encounter several common challenges while preparing a BRS. One challenge is handling a large volume of transactions, which requires meticulous record-keeping and reconciliation skills. Another challenge is identifying errors that are not immediately obvious, such as misposted amounts or repeated entries. Additionally, differences arising from delays in bank processing, especially with large banks or multiple branches, can complicate reconciliation. To overcome these challenges, businesses often use computerized accounting software that automates much of the reconciliation process, reduces human error, and generates BRS quickly and accurately.

CHAPTER V

DEPRECIATION ACCOUNTING

5.1 Meaning and Causes of Depreciation

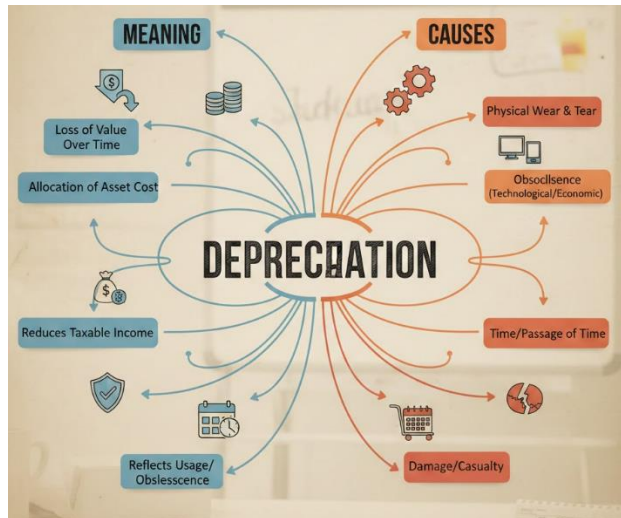


Fig 5.1: Depreciation

Depreciation is a fundamental concept in accounting and finance that refers to the gradual reduction in the value of a tangible fixed asset over time due to wear and tear, obsolescence, or other factors. In simpler terms, it represents the decline in the usefulness or economic value of an asset as it is used in the course of business operations. Depreciation does not involve any cash outflow; instead, it is an accounting entry that reflects the allocation of the cost of an asset over its useful life.

The purpose of depreciation is twofold: to provide a more accurate representation of the asset's value on the balance sheet and to match the cost of the asset with the revenue it generates in the profit and loss account. This matching principle ensures that financial statements reflect the true financial performance of a business. Without depreciation, the profit of a business could be overstated, as the cost of using assets in production would not be recognized. Depreciation is applicable to tangible fixed assets such as machinery, buildings, vehicles, office equipment, and furniture. It does not apply to land, as land usually does not lose its value over time. The concept of depreciation also underlines that no asset lasts forever, and businesses need to plan for replacement or maintenance as part of their financial strategy.

Characteristics of Depreciation

To understand depreciation better, it is important to recognize its key characteristics

- **Reduction in Value:** Depreciation Reflects a Decrease in the Book Value of an Asset Over Time. This Reduction is Gradual and Systematic.
- **Allocation of Cost:** Depreciation Spreads the Cost of an Asset Over its Useful Life Rather than Recognizing it Entirely in the Year of Purchase.
- **Tangible Assets:** It Generally Applies to Physical Assets that are Used in Business Operations.
- **Time-Based:** Depreciation Occurs Over a Period of Time and is Not a One-Time Event.
- **Non-Cash Expense:** Depreciation is an Accounting Entry and Does Not Involve Actual Cash Outflow.
- **Impact on Profit:** By Accounting for Depreciation, a Business can Accurately Reflect its Expenses, Reducing Taxable Profit.

Causes of Depreciation

Depreciation arises due to several factors that contribute to the decline in the value of an asset. These causes can be broadly classified into physical, functional, and economic factors.

1. Physical Wear and Tear

One of the most common causes of depreciation is physical wear and tear. Assets such as machinery, vehicles, and equipment undergo continuous usage, which gradually reduces their efficiency and functionality. Over time, parts may wear out, and the asset may no longer operate at its original capacity. Even with proper maintenance, assets cannot maintain their initial condition indefinitely. For example, a machine in a manufacturing unit may lose efficiency after years of continuous operation, and its resale value diminishes accordingly. Physical wear and tear also include environmental effects such as exposure to weather, moisture, or corrosive substances. For example, vehicles exposed to harsh climates may experience faster deterioration. Hence, physical deterioration is a natural and inevitable cause of depreciation.

2. Obsolescence

Obsolescence occurs when an asset becomes outdated due to technological advancements or changes in market demand. Even if an asset is physically intact and fully functional, it may lose value if newer, more efficient alternatives are available. This is particularly relevant in industries with rapid technological development, such as electronics, telecommunications, and IT equipment.

For instance, an older computer system may still function, but it may not support the latest software or applications, reducing its practical utility and market value. Obsolescence highlights the need for businesses to continuously upgrade their assets to remain competitive, and it is a significant factor contributing to depreciation.

3. Exhaustion

Some assets have a limited capacity to deliver services or produce goods. Natural resources like mines, quarries, and oil wells are subject to exhaustion. As these resources are extracted and used, the value of the asset diminishes. Although exhaustion is more specifically associated with natural resources, the concept can extend to any asset whose productivity or utility decreases over time due to usage. For example, the value of a coal mine decreases as coal reserves are depleted. Similarly, vehicles and machinery may experience a decline in performance as their operational capacity reduces over the years.

4. Accidents and Casualty Losses

Unexpected events such as accidents, fire, or natural disasters can also lead to depreciation. While insurance may cover some of the financial losses, the asset itself may lose value due to damage. For instance, if a company's delivery truck is involved in an accident, its market value drops, and the damage may reduce its utility even after repairs. Though these events are less predictable than regular wear and tear, businesses must consider them as potential contributors to depreciation.

5. Legal and Regulatory Factors

Changes in laws, regulations, or government policies can lead to depreciation. For instance, new environmental regulations may render certain equipment non-compliant, reducing its operational and market value. Similarly, changes in safety standards may require modifications to existing assets, impacting their original value. Legal obsolescence is particularly relevant in industries like pharmaceuticals, chemical manufacturing, and energy, where compliance requirements evolve frequently. Even if the asset is physically sound, regulatory factors can diminish its usefulness and worth.

6. Market Conditions

Economic factors and market conditions can also influence depreciation. A decline in demand for a product or service may reduce the value of assets used to produce it. Market-related depreciation is common in real estate, where property values fluctuate due to supply-demand dynamics, location changes, or economic downturns. For instance, a factory situated in a region experiencing economic decline may see the value of its land and buildings decrease, contributing to overall depreciation.

Depreciation is an essential concept in accounting that reflects the gradual reduction in the value of tangible assets due to multiple factors. It ensures that businesses present a realistic picture of their financial position by accounting for the decline in asset value over time. The primary causes of depreciation include physical wear and tear, obsolescence, exhaustion of resources, accidents, legal and regulatory changes, and market conditions. Understanding these causes helps businesses plan for asset replacement, maintenance, and financial forecasting effectively.

Proper management of depreciation not only ensures accurate financial reporting but also aids in strategic decision-making regarding investment, asset utilization, and long-term sustainability. By recognizing depreciation, businesses can allocate resources efficiently, plan for future expenditures, and maintain operational efficiency, thereby safeguarding their financial health and competitive advantage.

5.2 Objectives of Depreciation



Fig 5.2: Objectives of Depreciation

Depreciation is a fundamental concept in accounting and finance, representing the systematic allocation of the cost of tangible assets over their useful life. Its purpose is not merely to recognize the decline in the value of an asset but to ensure accurate financial reporting, effective cost management, and fair representation of an organization's financial position. Understanding the objectives of depreciation is crucial for accountants, business managers, and financial analysts to make informed decisions regarding asset utilization, pricing and profitability.

1. Matching Cost with Revenue

One of the primary objectives of depreciation is to achieve the matching principle in accounting. According to this principle, the expenses incurred in generating revenue should be recognized in the same accounting period as the revenue. Tangible assets such as machinery, vehicles, or buildings contribute to generating income over multiple periods.

If the entire cost of these assets were charged in the year of purchase, it would distort the profit of that year. By spreading the cost over the asset's useful life, depreciation ensures that the expense is proportionate to the revenue earned, providing a more accurate picture of profitability. This matching of costs with revenue helps in determining the true operating performance of the business and prevents overstatement or understatement of profits.

2. Providing for Replacement of Assets

Another significant objective of depreciation is to provide a fund for replacement of assets. Every tangible asset has a limited useful life and eventually becomes obsolete or inefficient. Businesses need to plan for the replacement of these assets to maintain uninterrupted operations. Depreciation, as a systematic allocation of the asset's cost, helps accumulate resources over time. By regularly charging depreciation to the profit and loss account, companies effectively set aside a portion of earnings that can later be utilized to acquire new assets. This ensures financial stability and avoids sudden capital strain when large expenditures for replacement arise.

3. Reflecting True Financial Position

Depreciation plays a critical role in presenting a true and fair view of an organization's financial position. The value of assets recorded in the balance sheet at their original cost does not represent their current worth due to wear and tear, technological obsolescence, or market fluctuations. By accounting for depreciation, the book value of assets is reduced gradually to reflect their actual worth. This adjustment helps investors, creditors and management in making informed decisions, as the balance sheet provides a realistic snapshot of the company's net assets.

4. Facilitating Tax Planning

Depreciation also serves a crucial function in tax planning. Tax laws in most countries allow businesses to claim depreciation as an allowable expense, thereby reducing taxable income. By systematically charging depreciation, companies can legally lower their tax liability while complying with statutory requirements. Different methods of depreciation, such as straight-line or diminishing balance, can be used to optimize tax benefits depending on the nature of the business and asset usage.

5. Controlling Overvaluation of Profits

Depreciation helps in preventing overstatement of profits. If businesses do not account for the consumption of assets, the profit reported in the financial statements would be artificially inflated, as the expenses associated with asset usage would not be recognized.

Charging depreciation ensures that profits reflect the real cost of operations, including the gradual wearing out of assets. Accurate profit reporting is essential not only for shareholders but also for management in evaluating performance and making decisions regarding expansion, investment, or cost-cutting measures. Overstated profits can lead to unrealistic expectations, poor strategic decisions, and eventual financial distress.

6. Assisting in Costing and Pricing Decisions

For businesses engaged in manufacturing or service provision, depreciation is a vital element in product costing and pricing. Accurate product costing requires consideration of all expenses, including the depreciation of machinery and equipment used in production. By allocating a portion of asset cost to each unit of output, companies can determine the true cost of production, which is critical for setting competitive and profitable prices. Depreciation ensures that asset-related costs are not overlooked, thereby contributing to effective pricing strategies and profitability analysis.

7. Encouraging Efficient Asset Utilization

Depreciation also has a managerial objective: it encourages efficient utilization of assets. Since depreciation represents the gradual consumption of an asset's value, management is motivated to use assets effectively to derive maximum benefit during their useful life. Neglecting proper asset management can accelerate wear and tear, leading to higher depreciation costs and reduced productivity. Awareness of depreciation charges fosters careful planning, timely maintenance, and optimal utilization of resources, ultimately improving operational efficiency and cost control.

8. Assisting in Financial Analysis and Decision Making

From an analytical perspective, depreciation is essential for financial analysis and decision-making. Investors, creditors, and analysts often examine the profitability, asset utilization, and solvency of a business through various ratios, such as Return on Assets (ROA) or profit margins. Depreciation directly affects these ratios by adjusting profits and asset values. By accounting for depreciation accurately, businesses provide stakeholders with reliable data to assess performance, allocate resources and make strategic decisions regarding investments, lending, or expansion.

9. Meeting Legal and Accounting Standards

Depreciation is mandated by accounting standards and regulatory frameworks in most jurisdictions. Compliance with legal and accounting requirements is a fundamental objective, ensuring that businesses maintain standardized financial records and follow generally accepted accounting principles (GAAP) or international standards such as IFRS.

Failure to charge depreciation can result in non-compliance, legal complications, and loss of credibility with auditors and regulators. By adhering to prescribed depreciation practices, businesses uphold ethical accounting practices and maintain corporate governance standards.

10. Facilitating Internal Control and Asset Management

Finally, depreciation supports internal control and asset management. Regularly recording depreciation helps track asset usage, monitor deterioration, and plan maintenance schedules. It also highlights underperforming or obsolete assets that may need disposal or replacement. By systematically accounting for depreciation, businesses strengthen their internal control systems, safeguard assets, and optimize operational efficiency, ultimately contributing to long-term sustainability and growth.

Depreciation is more than an accounting formality; it is a vital financial mechanism that serves multiple objectives. It ensures the matching of cost with revenue, provides for future asset replacement, presents a true financial position, aids in tax planning, controls profit overstatement, supports pricing and costing decisions, encourages efficient asset utilization, facilitates financial analysis, complies with legal standards, and strengthens internal control. By systematically recognizing the decline in asset value over time, depreciation allows businesses to operate sustainably, make informed strategic decisions, and maintain transparency with stakeholders. In essence, depreciation is a cornerstone of sound financial management, reflecting both the economic reality of asset consumption and the strategic foresight necessary for organizational growth.

5.3 Methods of Depreciation

Depreciation refers to the reduction in the value of a tangible fixed asset over time due to wear and tear, usage, obsolescence, or the passage of time. It represents the cost of using an asset during its productive life and is considered an important accounting concept because it allows businesses to match the cost of an asset with the revenue it generates. Depreciation is applied to tangible assets such as machinery, buildings, vehicles, furniture, and equipment. There are several methods to calculate depreciation, each suitable for different types of assets and purposes. Among the most widely used methods are the Straight-Line Method, Written Down Value Method, Annuity Method, and Sinking Fund Method.

5.3.1 Straight Line Method (SLM)

The Straight-Line Method is one of the simplest and most commonly used methods of calculating depreciation. Under this method, an equal amount of depreciation is charged every year over the useful life of the asset. The method assumes that the asset's usefulness or economic benefit is uniform throughout its life.

Formula

The Formula to Calculate Depreciation using the Straight Line Method is

$$\text{Depreciation} = \frac{\text{Cost of Asset} - \text{Salvage Value}}{\text{Useful Life of Asset}}$$

Where

- Cost of Asset is the Initial Purchase Price of the Asset, Including Installation and Transportation Costs.
- Salvage Value is the Estimated Residual Value of the Asset at the End of its Useful Life.
- Useful Life of Asset is the estimated duration over which the asset will be productive or generate revenue.

Features

The Key Features of the Straight-Line Method are

- **Uniform Depreciation:** The Same Depreciation Amount is Charged Each Year, which Simplifies Accounting and Budgeting.
- **Simplicity:** The Calculation is Straightforward and Easy to Apply, Making it Suitable for Small Businesses and Assets with Predictable Usage.
- **Predictability:** Since the Depreciation Expense Remains Constant, Financial Statements Reflect a Consistent Reduction in Asset Value.

Example

Consider a machine purchased for ₹100,000 with a salvage value of ₹10,000 and a useful life of 10 years. Using the Straight Line Method

$$\text{Depreciation per year} = \frac{100,000 - 10,000}{10} = ₹9,000$$

Each year, ₹9,000 will be charged as depreciation expense until the book value of the asset reaches ₹10,000.

Advantages

- Easy to Understand and Calculate.
- Provides a Consistent Depreciation Expense, which Helps in Financial Planning.
- Suitable for Assets that have Uniform Utility Throughout their Life, Like Buildings and Furniture.

Limitations

- Does Not Consider the Pattern of Usage or Maintenance Costs, which may Vary Over Time.
- Not Suitable for Assets that Lose Value Quickly in the Initial Years, Like Vehicles or Computers.
- Can Distort Profits if the Asset is Heavily used in Early Years and Generates more Revenue Initially.

5.3.2 Written Down Value (WDV) Method

The Written Down Value Method, also known as the Declining Balance Method, charges depreciation at a fixed percentage on the book value of the asset at the beginning of each year. Unlike the Straight-Line Method, this method results in higher depreciation charges in the early years and lower charges in later years. This approach is more realistic for assets that lose more value when they are new.

Formula

The Formula for Depreciation Under WDV is

$$\text{Depreciation} = \text{Rate of Depreciation} \times \text{Book Value at Beginning of Year}$$

Where

- Rate of Depreciation is a Fixed Percentage Based on the Asset Type and Useful Life.
- Book Value at Beginning of Year is the Cost of the Asset Minus Accumulated Depreciation.

Features

- **Declining Depreciation:** Depreciation Decreases Over Time as the Asset Ages.
- **Realistic for Rapidly Depreciating Assets:** Suitable for Machinery, Vehicles, and Electronic Equipment that Lose More Value Initially.
- **Book Value Consideration:** Reflects the Current Value of the Asset More Accurately in Financial Statements.

Example

Consider a machine purchased for ₹50,000 at a depreciation rate of 20% per annum. Depreciation under WDV will be

- **Year 1:** ₹50,000 × 20% = ₹10,000.
- **Year 2:** (₹50,000 - ₹10,000) × 20% = ₹8,000.
- **Year 3:** (₹40,000 - ₹8,000) × 20% = ₹6,400.

This pattern continues, showing that depreciation reduces over time.

Advantages

- Matches Depreciation with Usage Pattern; Higher Depreciation in Early Years when the Asset is More Productive.
- Provides a Better Reflection of the Asset's Reducing Book Value Over Time.
- More Suitable for Assets whose Maintenance Cost Increases as they Age.

Limitations

- Calculation is Slightly More Complex than the Straight Line Method.
- Requires Tracking the Accumulated Depreciation and Book Value Each year.

May lead to lower depreciation in later years, which can affect profit measurement if the asset is still generating significant revenue.

5.3.3 Annuity Method

The Annuity Method of depreciation involves charging depreciation such that the annual depreciation expense and interest on the written down value of the asset together form a fixed amount, or annuity. This method assumes that the asset is financed through borrowed funds, and the asset's cost can be considered as an investment earning interest over time.

Formula

The general approach involves calculating an annuity using financial formulas

$$A = \frac{P \cdot r}{1 - (1 + r)^{-n}}$$

Where

- A is the Annual Depreciation Charge Plus Interest.
- P is the Initial Cost of the Asset.
- r is the Rate of Interest.
- n is the Useful Life of the Asset.

Depreciation is then derived by subtracting the interest component from the annuity.

Features

- **Time Value of Money:** Takes Into Account the Cost of Capital and Interest.
- **Fixed Annual Charge:** Ensures that Total Annual Expense (Depreciation + Interest) Remains Constant.

- **Complex Calculation:** Requires Financial Expertise or Software Tools.

Example

Suppose a machine costs ₹1,00,000, with a useful life of 5 years and interest rate of 10%. Using annuity tables or formulas, the annual depreciation plus interest is calculated and then depreciation is obtained by deducting the interest for each year.

Advantages

- Reflects Both the Cost of the Asset and the Time Value of Money.
- Useful for Assets Purchased Through Loans or Financing.
- Provides a Level Annual Charge, Aiding in Financial Planning.

Limitations

- More Complex and Time-Consuming than Straight Line or WDV Methods.
- Requires Knowledge of Financial Mathematics and interest Tables.
- Not Commonly Used for General Bookkeeping Mostly Applied in Financial Analysis or Large-Scale Industrial Investments.

5.3.4 Sinking Fund Method

The Sinking Fund Method is based on setting aside a fixed amount annually into a separate fund to replace the asset at the end of its useful life. The fund accumulates with interest, and by the end of the asset's life, the total amount accumulated equals the cost of the asset, thereby providing funds for replacement. Depreciation under this method is calculated as the annual contribution to the sinking fund.

Formula

The Annual Sinking Fund Contribution is Calculated as

$$A = \frac{P}{(1 + i)^n}$$

Where

- A is the Annual Contribution to the Fund.
- P is the Cost of the Asset.
- i is the Rate of Interest Earned on the Fund.
- n is the Asset's Useful Life.

Features

- **Replacement-Oriented:** Focuses on Accumulating Funds for Asset Replacement.
- **Interest Income:** Assumes the Fund Earns Interest, Reducing the Annual Contribution Needed.
- **Future Planning:** Useful for Organizations with Capital-Intensive Assets that Need Replacement Planning.

Example

Suppose a company purchases machinery for ₹1,00,000 with a life of 5 years, and the fund earns 8% interest. The annual sinking fund contribution is calculated using the compound interest formula so that the fund will equal ₹1,00,000 at the end of five years. The company sets aside this amount annually as depreciation.

Advantages

- Ensures that Funds are Available to Replace Assets at the End of their Life.
- Takes Interest Earnings into Account, Reducing the Burden on the Company.
- Useful for Businesses with Long-Lived, Expensive Assets Like Ships, Airplanes, or Large Machinery.

Limitations

- Calculation is Complex, Requiring Knowledge of Compound Interest and Finance.
- Requires Actual Cash Outflow into a Separate Fund, which may Impact Liquidity.
- Not Suitable for Small Businesses or Assets with Low Replacement Costs.

Comparison of Methods

Each depreciation method has its own advantages and applications, depending on the nature of the asset and the business's accounting policy.

- Straight Line Method is Simple and Suitable for Assets with Uniform Utility.
- Written Down Value Method is more realistic for assets that Lose more Value Initially and have Higher Maintenance Costs Over Time.
- Annuity Method Incorporates Financial Aspects, Making it Suitable for Financed Assets or Investments.
- Sinking Fund Method is Ideal for Long-Term Planning and Ensures Funds are Available for Replacement.

Choosing the appropriate method is critical, as it affects profit measurement, tax liability, and financial planning. Companies often adopt methods aligned with accounting standards and asset usage patterns.

5.4 Accounting Treatment of Depreciation

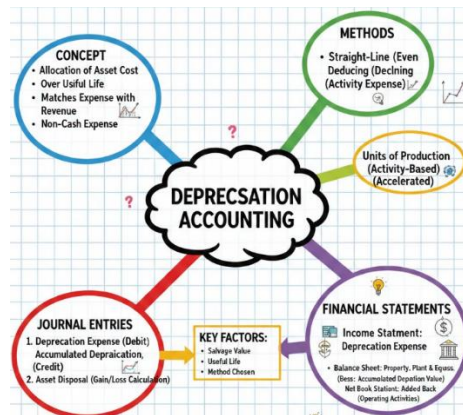


Fig 5.3: Accounting Treatment of Depreciation

Depreciation represents the systematic allocation of the cost of a tangible fixed asset over its useful life. It reflects the wear and tear, obsolescence, or reduction in the economic usefulness of an asset over time. Accounting for depreciation is an essential aspect of financial reporting as it ensures that the cost of assets is matched with the revenue they help to generate, following the matching principle of accounting. The accounting treatment of depreciation involves recording depreciation as an expense, reducing the carrying value of the asset, and disclosing it appropriately in financial statements.

Recording Depreciation

Depreciation is treated as an expense in the Profit and Loss Account. The basic accounting entry for recording depreciation involves debiting the Depreciation Account and crediting the Asset Account or a separate Accumulated Depreciation Account. The debit to the Depreciation Account reflects the reduction in profits due to the consumption of asset value, while the credit reduces the book value of the asset in the balance sheet. For example, if machinery costing ₹1,00,000 is subject to annual depreciation of ₹10,000, the accounting entry will be.

Depreciation Account Dr ₹10,000

To Machinery Account / Accumulated Depreciation Account ₹10,000

This entry ensures that depreciation expense is included in the Profit and Loss Account while the asset is shown at its net book value in the Balance Sheet.

Methods of Accounting for Depreciation

The accounting treatment varies slightly depending on the method of depreciation employed.

Financial Accounting

The common methods include the Straight-Line Method (SLM), Written Down Value (WDV) Method, Annuity Method, and Sinking Fund Method.

Straight-Line Method (SLM)

Under this method, an equal amount of depreciation is charged each year over the useful life of the asset. This method is simple and widely used. The annual depreciation is calculated as.

$$\text{Depreciation} = (\text{Cost of Asset} - \text{Residual Value}) / \text{Useful Life}$$

The accounting entry remains the same, with the depreciation expense debited to the Profit and Loss Account and the credit applied to either the asset account directly or the accumulated depreciation account.

Written Down Value (WDV) Method

The WDV method, also called the reducing balance method, charges depreciation as a fixed percentage of the asset's book value at the beginning of each year. This method results in higher depreciation in the earlier years and gradually reduces over time. The accounting entry follows the same principles.

Depreciation Account Dr

To Accumulated Depreciation Account

Annuity Method

In the annuity method, the annual depreciation is calculated as if the asset were earning interest over its life. This method combines depreciation with a notional interest component and is often used for assets financed through borrowings. The accounting treatment involves charging the calculated depreciation to the Profit and Loss Account while reducing the asset's book value correspondingly.

Sinking Fund Method

This method involves creating a fund by setting aside a fixed amount each year, which is invested to accumulate the required sum for asset replacement. The depreciation expense is recognized in the Profit and Loss Account, while the corresponding amount is credited to a separate Sinking Fund Account rather than directly to the asset. The Sinking Fund itself is shown as an asset under investments in the Balance Sheet.

Asset Account vs. Accumulated Depreciation

The treatment of depreciation also depends on whether the entity prefers to reduce the asset's book value directly or use an accumulated depreciation account.

Direct Reduction of Asset Account

In this approach, the asset account is directly credited with depreciation, reducing the book value over time. For instance.

Depreciation Account Dr To Machinery Account

Here, the Balance Sheet shows the asset at its net book value without a separate accumulated depreciation line.

Accumulated Depreciation Account

Most modern accounting systems use a separate accumulated depreciation account. The depreciation is credited to this account, which is a contra-asset account. The asset remains in the books at its original cost, while the accumulated depreciation is deducted from the total assets to arrive at the net book value.

$$\text{Asset Cost} - \text{Accumulated Depreciation} = \text{Net Book Value}$$

This approach provides more transparency and makes it easier to track total depreciation charged since the asset was acquired.

Treatment in Financial Statements

Profit and Loss Account

Depreciation is treated as an operating expense in the Profit and Loss Account. It reduces the profit for the period, reflecting the consumption of assets in generating revenue. It is presented under the heading "Depreciation and Amortization Expenses" or simply "Depreciation Expense." Proper recording ensures adherence to the matching principle of accounting, where expenses are matched against revenues earned during the same period.

Balance Sheet

In the Balance Sheet, fixed assets are shown at their original cost less accumulated depreciation, giving the net book value. This ensures that stakeholders are informed of the true value of assets and the impact of wear and tear over time. For example, machinery costing ₹1,00,000 with accumulated depreciation of ₹30,000 will appear in the Balance Sheet at ₹70,000.

Disclosure Requirements

Accounting standards require disclosure of the depreciation method used, the useful lives of assets, and the total depreciation charged during the period. Such disclosure promotes transparency and comparability across periods and entities.

Special Cases

Revaluation of Assets

If assets are revalued, depreciation is calculated on the revalued amount. The accounting entry involves charging depreciation to the Profit and Loss Account while adjusting the revaluation surplus in the Balance Sheet as per the relevant accounting standards.

Disposal of Assets

When an asset is sold or disposed of, the accumulated depreciation account is debited, the asset account is credited, and any gain or loss on sale is transferred to the Profit and Loss Account. For example, if machinery sold for ₹50,000 originally cost ₹1,00,000 with accumulated depreciation of ₹70,000, the journal entry will be:
Cash / Bank Account Dr ₹50,000.

Accumulated Depreciation Account Dr ₹70,000
 To Machinery Account ₹1,00,000
 To Profit on Sale of Asset Account Cr ₹20,000

Impairment

If an asset suffers a permanent decline in value beyond normal depreciation, an impairment loss is recognized. This reduces the carrying amount of the asset and is charged to the Profit and Loss Account.

The accounting treatment of depreciation ensures that the cost of tangible assets is systematically allocated over their useful life, reflecting their consumption in revenue generation. By recording depreciation as an expense in the Profit and Loss Account and adjusting the asset value in the Balance Sheet, financial statements provide a true and fair view of the company's financial position. Whether using the straight-line, reducing balance, annuity, or sinking fund methods, proper accounting of depreciation is crucial for accurate profit measurement, asset valuation, and compliance with accounting standards. Transparent disclosure of depreciation policies, methods, and accumulated depreciation further strengthens the reliability and comparability of financial statements. Ultimately, the systematic recognition of depreciation aligns with the core objectives of financial accounting, ensuring fairness, consistency and accountability in reporting the economic reality of asset usage over time.

5.5 Disposal of Assets

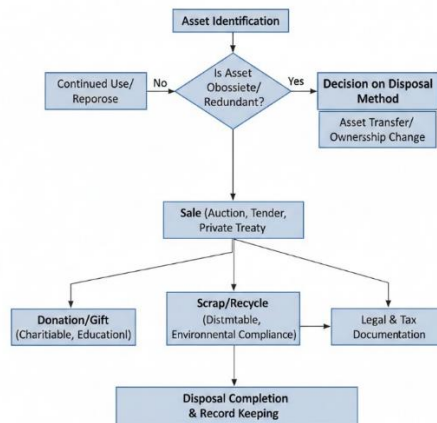


Fig 5.4: Disposal of Assets

Meaning, Types, and Accounting Treatment

In business, assets are acquired to generate revenue over a period. These assets, whether tangible like machinery or intangible like patents, have a finite useful life. Over time, due to wear and tear, obsolescence, or business restructuring, an organization may need to dispose of assets. Disposal of assets refers to the process of permanently removing an asset from the books of accounts because it is no longer useful, has been sold, scrapped, or otherwise abandoned. Proper accounting treatment of disposal ensures accurate reflection of the company's financial position and compliance with accounting principles.

Meaning and Concept of Disposal of Assets

Disposal of assets involves transferring ownership or eliminating an asset from a company's accounting records. The disposal process ensures that any gains or losses arising from the transaction are recorded in the financial statements. In accounting terms, disposal is a critical process because assets are usually recorded at cost, and over their life, depreciation reduces their book value. Therefore, at the time of disposal, the difference between the sale proceeds (If Any) and the book value must be recognized as a gain or loss. The accounting concept behind disposal aligns with the matching principle. It ensures that the expenses related to an asset, such as depreciation, are properly matched with the revenue it generates during its useful life. When an asset is disposed of, any remaining book value, after considering depreciation, must be adjusted in the financial statements to maintain accuracy.

Types of Asset Disposal

Asset disposal can occur in various forms depending on the nature of the asset and the reason for its removal

Sale of Assets

Assets may be sold to generate cash or as part of business restructuring. The sale may result in a gain if the proceeds exceed the book value, or a loss if the proceeds are less. For example, selling an old machine for more than its book value would create a capital gain.

Scrapping of Assets

Assets that are obsolete, damaged beyond repair, or technologically outdated are often scrapped. In such cases, there may be no proceeds, and the loss is equal to the remaining book value of the asset.

Exchange or Trade-In:

Sometimes, assets are disposed of in exchange for a new asset, commonly seen in vehicle or equipment replacement. The difference between the book value of the old asset and the trade-in value or market value of the new asset is recognized as gain or loss.

Donation or Gift

When an asset is donated to a charity or another organization, the transaction must be recorded at the asset's book value. The company may also recognize an expense equivalent to the asset's remaining value.

Abandonment

In some cases, assets may be abandoned due to being unusable or unprofitable. The book value of such assets is written off completely as a loss in the financial statements.

Accounting Treatment for Disposal of Assets

Proper accounting treatment ensures that the disposal of assets is accurately reflected in financial statements. The accounting treatment generally involves three steps removing the asset and its accumulated depreciation from the books, recording the sale proceeds (If Any) and recognizing any gain or loss.

Removal of Asset and Depreciation

At the time of disposal, the cost of the asset and its accumulated depreciation must be removed from the accounts. The accounting entry involves debiting the accumulated depreciation account and crediting the asset account. This ensures the net book value of the asset is properly determined.

Recording Proceeds of Sale

If the asset is sold, the cash or receivable from the buyer is recorded in the books. The entry is made by debiting cash/bank or accounts receivable.

Recognition of Gain or Loss

- The Gain or Loss is the Difference Between the Asset's Book Value and the Sale Proceeds.
- If Proceeds Exceed the Book Value, it is Recorded as a Gain on Sale of Asset (Credited to Profit and Loss).
- If Proceeds are Less than Book Value, it is Recorded as a Loss on Sale of Asset (Debited to Profit and Loss).

Example

Suppose a company has machinery purchased at ₹500,000, with accumulated depreciation of ₹350,000. The machinery is sold for ₹200,000. The book value is $₹500,000 - ₹350,000 = ₹150,000$. The gain on sale is $₹200,000 - ₹150,000 = ₹50,000$.

The Journal Entries Would be

- **Debit:** Cash/Bank ₹200,000.
- **Debit:** Accumulated Depreciation ₹350,000.
- **Credit:** Machinery ₹500,000.
- **Credit:** Gain on Sale of Machinery ₹50,000.

Factors Affecting Disposal of Assets

Several Factors Influence the Disposal Process and its Accounting Treatment

Nature of the Asset

Tangible assets like land, buildings, and machinery differ from intangible assets like patents, copyrights, or goodwill. Intangible assets may not have accumulated depreciation but may be amortized over their useful life.

Condition and Age of Asset

Older assets with higher accumulated depreciation often result in lower book value and may produce gains if sold above this value. Conversely, heavily used assets may be scrapped or sold at a loss.

Market Conditions

The market value of assets can significantly impact whether disposal results in a gain or loss. Depreciated assets in high demand may yield a higher selling price.

Legal and Tax Implications

Some disposals have tax consequences. Capital gains tax may apply to gains from asset sales, while losses may be deductible under certain conditions. Accounting for taxes is a crucial step in disposal treatment.

Importance of Proper Accounting for Disposal

Accurate recording of asset disposal has several benefits. It ensures financial statements reflect the true financial position of the company, maintains compliance with accounting standards such as IAS 16 for Property, Plant, and Equipment, and provides transparency to investors and stakeholders. Mismanagement in recording disposal can overstate or understate assets, profits, and equity, leading to misinformed business decisions.

Common Challenges in Asset Disposal

Disposal of assets can present accounting challenges, particularly when determining the fair value of the asset, accounting for accumulated depreciation, or recognizing contingent gains or losses. Additionally, ensuring all legal and tax obligations are met requires careful documentation and audit trails. Organizations must establish clear policies for asset disposal, including authorization procedures, valuation methods, and reporting requirements.

Disposal of assets is an essential aspect of financial management that ensures accurate representation of a company's asset base and financial performance. By understanding the types of disposals, applying proper accounting treatments, and considering factors like market conditions and tax implications, businesses can manage asset disposals effectively. Ultimately, careful recording of gains or losses from asset disposal provides meaningful insights for decision-making, improves transparency and aligns with accounting standards, safeguarding the organization's financial integrity.

CHAPTER VI

BILLS OF EXCHANGE

6.1 Meaning and Features



Fig 6.1: Meaning and Features

Understanding the Meaning

The term “Meaning and Features” is widely used in academic and professional discussions to provide a clear conceptual understanding of any subject before studying its detailed applications, importance, and implications. The word “Meaning” refers to the definition, sense, or explanation of a concept in a simple and understandable manner. It answers the fundamental question of what a particular topic stands for and what it includes. Meaning establishes the foundation on which further knowledge is built. Without understanding the meaning of a subject, deeper learning becomes incomplete and confusing. The concept of meaning not only clarifies the basic nature of a topic but also helps in distinguishing it from other related concepts. It gives direction to learners and researchers by outlining the scope, boundaries, and essence of the subject under discussion.

On the other hand, “Features” refer to the distinctive characteristics, attributes, qualities, or elements that describe the nature of a concept in greater detail. Features explain how a concept functions, what makes it unique, and how it can be identified in practical situations. While meaning gives a broad definition, features break that definition into understandable parts and highlight its important components. Together, meaning and features provide a complete picture of any topic, making learning systematic and comprehensive. They serve as the stepping stones for analyzing, applying, and evaluating a subject in real-life contexts.

Conceptual Foundation of Meaning

Meaning forms the conceptual foundation of any subject. It provides clarity by presenting the basic idea in a simplified form. In education, meaning helps students grasp the core idea before moving towards complex theories and applications. It plays a vital role in eliminating ambiguity and misunderstanding. When a learner understands the meaning of a concept, they can relate it to their existing knowledge, making learning more meaningful and long-lasting. Meaning also aids in building logical connections between related topics, thereby improving overall comprehension.

Furthermore, meaning is not static; it can evolve over time based on social, technological, and economic changes. For example, the meaning of business, education, or technology has expanded significantly due to digital transformation and globalization. Therefore, understanding the meaning of a concept also requires awareness of its modern interpretation and relevance. This dynamic nature of meaning ensures that learning remains relevant and applicable to contemporary needs.

Significance of Features in Understanding a Concept

Features provide depth and structure to a concept. They explain the internal framework and working mechanism of a subject. Features act as indicators that help in identifying whether a particular phenomenon truly belongs to a given category. They highlight the essential qualities that differentiate one concept from another. For instance, in management, economics, accounting, or technology, features help in understanding how a system operates, what its key components are, and what roles each component plays.

By studying features, learners can analyze the strengths and limitations of a concept. Features also guide the practical application of theoretical knowledge. They make it easier to recognize patterns, evaluate performance, and predict outcomes. In professional environments, features assist in decision-making, planning and implementation by offering a structured view of a concept.

Interrelationship between Meaning and Features

Meaning and features are closely interconnected and complement each other. Meaning provides a broad overview, while features offer detailed insights. Without features, meaning remains vague and incomplete. Without meaning, features become isolated facts lacking context. Together, they create a balanced understanding that supports both theoretical knowledge and practical application.

For example, when learning about any system, process, or institution, understanding its meaning helps in identifying its purpose, while studying its features explains how that purpose is achieved. This interrelationship makes learning more organized and systematic. It ensures that learners do not merely memorize information but develop conceptual clarity and critical thinking skills.

Educational Importance of Meaning and Features

In education, meaning and features play a vital role in curriculum design and content delivery. Teachers often begin lessons by explaining the meaning of a topic to establish a foundation. Once students understand what the topic is about, they are introduced to its features to explore its structure, functioning, and significance. This step-by-step approach enhances comprehension and retention. Meaning and features also help in developing analytical skills. Students learn to identify essential components, compare different concepts, and evaluate their relevance. This method of learning promotes logical thinking and problem-solving abilities. It also prepares students for advanced studies by strengthening their conceptual base.

Practical Relevance in Professional Fields

In professional fields such as business, accounting, economics, technology, and management, understanding meaning and features is essential for effective performance. Professionals must clearly understand the meaning of policies, procedures, and systems to implement them correctly. Features provide operational details that guide daily activities, reporting standards, and compliance requirements. For instance, in accounting, knowing the meaning of financial statements explains their purpose, while understanding their features reveals their structure, components, and principles of preparation. Similarly, in technology, the meaning of a software system explains its function, while its features describe its tools, interfaces, and capabilities. This dual understanding ensures accuracy, efficiency, and accountability in professional practices.

Role in Research and Development

Meaning and features are equally important in research and development. Researchers begin by defining the meaning of key terms to ensure clarity and consistency. They then identify features to analyze patterns, test hypotheses, and draw conclusions. This structured approach ensures that research findings are reliable and valid. Features also help in identifying research gaps and areas for improvement. By examining the characteristics of existing systems or theories, researchers can propose new models, tools, or methods that enhance efficiency and effectiveness. Thus, meaning and features contribute to innovation and continuous improvement.

Social and Cultural Perspective

From a social and cultural perspective, meaning and features shape perceptions, beliefs, and practices. The meaning of social institutions, traditions, and norms provides insight into their purpose, while their features reveal how they operate within a society. This understanding promotes cultural awareness, tolerance, and social harmony.

For example, understanding the meaning of education highlights its role in personal and national development, while its features explain the structure of educational systems, curriculum frameworks, and evaluation methods. Such knowledge empowers individuals to participate actively in social progress.

Meaning and features form the foundation of understanding any concept in academic, professional, and social contexts. Meaning defines the essence and purpose of a topic, while features describe its distinctive characteristics and functional elements. Together, they provide a comprehensive framework that supports learning, analysis, application, and innovation. A clear understanding of meaning and features not only enhances knowledge but also improves decision-making, problem-solving, and adaptability in a rapidly changing world. By mastering these two essential components, individuals develop a deeper and more structured understanding of concepts, enabling them to apply knowledge effectively and contribute meaningfully to personal, professional, and societal development.

6.2 Types of Bills

In commercial and financial transactions, especially in trade and business dealings, the use of bills plays a vital role in facilitating credit, ensuring legal security, and enabling smooth payment mechanisms. A bill is a written instrument that contains an unconditional order or promise to pay a certain sum of money either on demand or at a fixed or determinable future date. Bills are widely used in domestic as well as international trade, acting as formal evidence of debt and a legal commitment for payment. Different types of bills have evolved over time to meet the varying needs of business, banking, and commerce. Each type of bill serves a specific purpose and is designed to suit particular situations. Understanding the types of bills is therefore essential for students of commerce and for those engaged in business operations.

Trade Bills

Trade bills are those bills which arise out of genuine commercial transactions involving the sale of goods or services on credit. When a seller supplies goods to a buyer and allows him time to pay, a trade bill is drawn by the seller on the buyer for the amount due. The buyer accepts the bill, thereby acknowledging his liability to pay the specified sum on the due date. These bills are called genuine bills because they are based on real trade transactions. Trade bills are commonly used by traders and manufacturers to secure payment for goods sold. They also provide a convenient means of raising short-term finance, as they can be discounted with banks to obtain immediate cash. Thus, trade bills play a dual role by acting as instruments of credit and as tools for financing business activities.

Accommodation Bills

Accommodation bills are not drawn for genuine trade transactions. Instead, they are drawn and accepted by two or more parties for the purpose of raising funds. In such bills, no goods or services are exchanged; the main objective is to provide financial accommodation to one or more of the parties. For example, a person in need of money may draw a bill on a friend, who accepts it without receiving any real consideration. The bill is then discounted with a bank, and the proceeds are shared as per mutual agreement. On maturity, the party who required the funds arranges money to pay the bill. These bills are based on mutual trust and are used primarily to obtain temporary financial support. However, because they are not backed by actual trade, they are considered riskier than trade bills.

Inland Bills

Inland bills are those bills that are drawn and payable within the same country. Both the drawer and the drawee belong to the same country, and the bill is payable domestically. Such bills are governed by the domestic laws of the country in which they are drawn. Inland bills are widely used in internal trade and business transactions, providing a legally enforceable method of credit sale and payment within national boundaries. They ensure smooth flow of payments in local markets and offer legal protection to the parties involved.

Foreign Bills

Foreign bills are drawn in one country and are payable in another country. These bills are generally used in international trade transactions, where exporters sell goods to foreign importers. The exporter draws a bill on the importer, and the bill is payable in the importer's country. Foreign bills are subject to international trade practices and the laws of more than one country. They often involve additional procedures such as exchange control regulations, customs documentation, and foreign exchange conversion. These bills help exporters secure payment for goods sold abroad and provide importers with a formal credit arrangement.

Demand Bills

Demand bills are payable immediately when they are presented for payment. The words "On Demand" are mentioned on the bill, indicating that no specific maturity date is fixed. These bills are used when the seller does not wish to allow credit and wants payment as soon as the bill is presented. Demand bills are common in transactions where the parties have limited trust or where quick settlement is preferred. They reduce the risk of non-payment and ensure immediate cash flow to the seller.

Time Bills

Time bills are those bills which are payable after a specified period. The maturity of these bills may be fixed by a particular date or calculated from the date of acceptance or drawing of the bill. Time bills are used in credit sales where the buyer is allowed a certain period to make payment. They enable buyers to purchase goods without immediate cash outflow and allow sellers to plan their cash inflows in advance. Time bills are also suitable for discounting with banks, making them an important source of short-term financing.

Documentary Bills

Documentary bills are bills that are accompanied by documents of title to goods, such as the bill of lading, railway receipt, or insurance policy. These documents are attached to the bill and are delivered to the buyer only upon acceptance or payment of the bill. Documentary bills ensure greater security to the seller, as control over the goods remains with him until the buyer fulfills the conditions of the bill. They are widely used in both domestic and international trade to safeguard the interests of sellers.

Clean Bills

Clean bills are those bills that are not accompanied by any documents of title to goods. They are based purely on the creditworthiness and trust between the buyer and the seller. Since no documents are attached, the seller has less security in clean bills compared to documentary bills. These bills are commonly used when the parties have long-standing business relationships and mutual confidence.

Bearer Bills

Bearer bills are payable to the person who presents the bill for payment. The words "payable to bearer" are mentioned on such bills. No endorsement is required for transferring these bills; mere delivery is sufficient. Bearer bills are easily transferable and are often used where quick circulation of credit instruments is desired. However, they carry higher risk because they can be misused if lost or stolen.

Order Bills

Order bills are payable to a specific person or to his order. These bills require endorsement for transfer from one person to another. The endorsement serves as legal evidence of transfer and ensures proper record of ownership. Order bills are safer than bearer bills and are commonly used in commercial transactions where control over the movement of bills is important.

6.3 Parties to a Bill

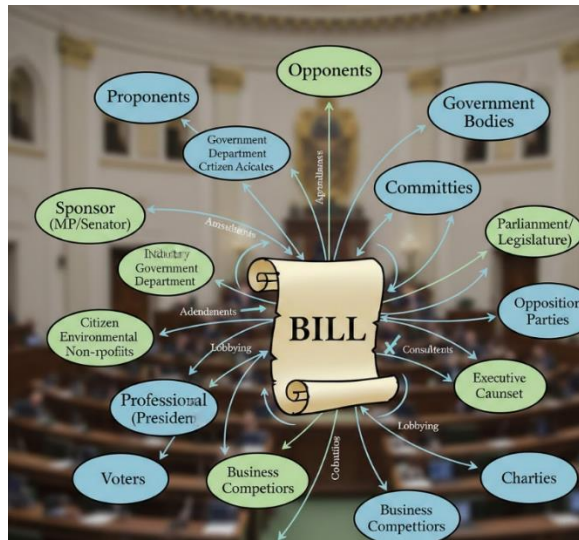


Fig 6.2: Parties to a Bill

In commercial and business transactions, especially those involving credit sales and deferred payments, a bill of exchange plays a significant role as a negotiable instrument. It provides legal certainty and convenience in settling trade debts. A bill of exchange is not a one-person document; rather, it is built upon a relationship among different individuals who assume specific legal responsibilities. These individuals are known as the parties to a bill. Each party performs a unique function, and together they create a chain of obligations that ensures the smooth movement of money within the business system. Understanding the parties to a bill is therefore essential for appreciating how a bill of exchange operates in practice.

Meaning of Parties to a Bill

The parties to a bill of exchange are the persons who are directly connected with its creation, acceptance, endorsement, and payment. They are legally bound by the terms written on the bill and are responsible for fulfilling the promises contained in it. These parties are not merely names written on paper; they are individuals or business entities whose rights and duties are clearly defined under the law. Each party either gives a promise to pay, orders someone to pay, receives the money, or transfers the right to receive money to another person.

Drawer

The drawer is the person who creates and issues the bill of exchange. He is the party who orders another person to make payment to a third person or to himself. In most business situations, the drawer is the seller of goods who has supplied goods on credit and now wants to secure payment in the future.

By drawing the bill, the drawer formally records the amount due, the date of payment and the person who must make the payment. The drawer assumes a secondary responsibility, which means that if the drawee fails to make the payment on the due date, the drawer becomes liable to pay the amount to the holder of the bill. Thus, the drawer acts as both the creator and a guarantor of the bill.

Drawee

The drawee is the person upon whom the bill is drawn. He is the individual or firm who is ordered by the drawer to make the payment. Generally, the drawee is the buyer of goods or the debtor who owes money to the drawer. The drawee does not become legally bound to pay the amount immediately upon the drawing of the bill. His liability begins only when he accepts the bill. Until acceptance, the drawee is simply a person who has been asked to pay. Acceptance signifies his willingness to honor the bill on the due date and converts him into the acceptor.

Acceptor

The acceptor is the drawee who has accepted the bill by signing it, usually with the word "accepted" written on the face of the bill. Once acceptance is made, the acceptor becomes the principal debtor and is primarily responsible for making the payment on the due date. The holder of the bill has the first legal right to claim payment from the acceptor. If the acceptor fails to pay, then the liability moves back to the drawer and other endorsers. The acceptor, therefore, occupies a central position in the functioning of the bill, as he is the main person expected to discharge the debt.

Payee

The payee is the person to whom the payment is to be made. He is the party who is entitled to receive the amount mentioned in the bill. In many cases, the drawer himself is also the payee, especially when the seller draws the bill in his own favor. However, the payee can also be a third party, such as a supplier, a creditor, or any other person designated by the drawer. The payee has the right to receive the money on the due date or to transfer the bill to another person by endorsement.

Endorser

An endorser is a person who transfers the bill to another person by signing it on the back. When the payee or any subsequent holder signs the bill and passes it on, he becomes the endorser. Through endorsement, the right to receive payment is transferred to another party. The endorser also undertakes a secondary liability, meaning that if the acceptor fails to pay, the endorser can be held responsible by the holder. Endorsement increases the negotiability of the bill and allows it to circulate like money in business transactions.

Endorsee

The endorsee is the person to whom the bill is transferred by endorsement. He becomes the new holder of the bill and gains the legal right to receive the payment on the due date. The endorsee may further endorse the bill to another person, thus continuing the chain of negotiation. By becoming the endorsee, he also gains the right to sue all the previous parties in case of non-payment, making his position legally secure.

Holder

The holder is the person who is in lawful possession of the bill and is entitled to receive the payment. The holder may be the original payee or any subsequent endorsee. He is the party who presents the bill for payment on the due date. The holder enjoys certain legal privileges, including the right to file a legal suit against the acceptor, drawer, and endorsers if the bill is dishonored.

The parties to a bill form a structured system of rights and obligations that ensures reliability and trust in commercial dealings. Each party, whether drawer, drawee, acceptor, payee, endorser, endorsee, or holder, plays a distinct role in the life cycle of a bill of exchange. Together, they create a secure and flexible instrument that facilitates credit transactions, promotes business confidence, and ensures timely payments. Understanding these parties provides a clear picture of how a bill of exchange operates as an effective financial tool in the modern business world.

6.4 Accounting Treatment of Bills

Bills of exchange are an important credit instrument used in business transactions, especially in situations where goods are sold on credit. They provide a legal and written evidence of debt and specify the time and amount payable by the debtor to the creditor. Because bills of exchange involve two parties and pass through several stages such as drawing, acceptance, endorsement, discounting, honour, and sometimes dishonour, their accounting treatment is systematic and well defined. Proper recording of bills is essential to maintain accuracy in books of accounts and to reflect the true financial position of a business.

When goods are sold on credit, the seller may draw a bill of exchange on the buyer. The buyer, after accepting the bill, becomes legally liable to pay the amount on the due date. At this stage, the seller records the bill received as an asset because it represents a future inflow of cash. In the books of the seller, the buyer's personal account is credited and Bills Receivable Account is debited. This entry signifies that instead of an ordinary debtor, the seller now holds a formal bill receivable, which is a more secure form of debt. In the books of the buyer, the opposite treatment is recorded. The buyer debits the seller's account and credits Bills Payable Account, showing that the buyer has accepted a formal obligation to pay in the future.

Sometimes, the holder of a bill may endorse it in favour of a third party to settle another liability. Endorsement means transferring the ownership of the bill to someone else. In such a case, the holder records the settlement of his creditor by debiting the creditor's account and crediting Bills Receivable Account. This shows that the bill receivable is no longer an asset because it has been transferred. For the party receiving the endorsed bill, it becomes a new asset and is recorded as Bills Receivable in their books.

Another common practice is discounting of bills. Discounting means the holder of the bill gets immediate cash from a bank before the maturity of the bill by allowing some discount. The bank deducts interest for the remaining period and pays the balance to the holder. In the books of the holder, Bank Account is debited with the amount received, Discount Account is debited with the discount charged by the bank, and Bills Receivable Account is credited with the full face value of the bill. This treatment shows that the bill has been converted into cash and that the discount is an expense to the business. The bank becomes the new holder of the bill and has the right to recover the full amount from the acceptor on the due date.

On the maturity of the bill, if the acceptor pays the amount as agreed, the bill is said to be honoured. When the bill is honoured, the person who is holding the bill at that time, whether it is the original drawer or the bank, receives the payment. In the books of the acceptor, Bills Payable Account is debited and Cash or Bank Account is credited, showing that the liability has been discharged. In the books of the holder, Cash or Bank Account is debited and Bills Receivable Account is credited, indicating that the asset has been realized.

However, in some cases, the acceptor may fail to pay the bill on the due date. This situation is known as dishonour of the bill. When a bill is dishonoured, it loses its status as a bill receivable and again becomes an ordinary debtor. In the books of the drawer or current holder, the acceptor's personal account is debited and Bills Receivable Account is credited. This entry shows that the formal bill is cancelled and the amount is now due from the acceptor as a normal debt. If the bill was previously discounted with the bank, the bank will recover the amount from the drawer. In such a case, the drawer debits the acceptor's account and credits the bank account because the drawer has paid the bank on behalf of the acceptor.

Sometimes, when a bill is dishonoured, the holder may have to pay certain charges such as noting charges to a notary public. These charges are incurred to get legal proof of dishonour. The noting charges are borne by the acceptor, but initially they are paid by the holder. In the books of the holder, the acceptor's account is debited and Cash or Bank Account is credited with the noting charges. This means that the holder has the right to recover these charges from the acceptor along with the amount of the bill.

Another important situation in the accounting treatment of bills is renewal of bills. When the acceptor is unable to pay the bill on the due date, he may request the holder to cancel the old bill and draw a new bill for an extended period. This is called renewal of the bill. In such a case, the old bill is cancelled by debiting the acceptor's account and crediting Bills Receivable Account. Any interest charged for the extension period is added to the acceptor's account and credited to Interest Account as income for the holder. When the new bill is accepted, Bills Receivable Account is again debited and the acceptor's account is credited with the new bill amount.

Thus, the accounting treatment of bills covers various stages such as drawing, acceptance, endorsement, discounting, honour, dishonour, and renewal. Each stage requires proper journal entries to ensure that the financial records truly represent the rights and obligations of the parties involved. By carefully recording bills of exchange in the books of accounts, businesses can maintain better control over their receivables and payables, reduce the risk of bad debts, and improve the overall reliability of their financial statements.

6.5 Dishonour of Bills

A bill of exchange is a widely used credit instrument in business transactions, especially in trade and commerce, where payments are often deferred for a certain period. It creates a formal and legally enforceable obligation on the part of the drawee to pay a specified sum of money to the holder of the bill on the due date. The smooth functioning of credit transactions depends greatly on the honouring of such bills on maturity. However, in practice, there are situations when a bill is not paid or accepted as required, leading to what is known as the dishonour of a bill. Dishonour of bills represents a serious event in accounting as well as in legal terms because it reflects the failure of a party to fulfil a financial commitment, thereby affecting business relations, liquidity position, and credibility.

Dishonour of a bill occurs when the drawee or acceptor fails to meet the obligation imposed by the bill either by refusing to accept the bill when it is presented for acceptance or by failing to make payment when the bill becomes due. The concept of dishonour thus includes two distinct situations, namely dishonour by non-acceptance and dishonour by non-payment. Dishonour by non-acceptance takes place when the drawee refuses to accept the bill or when acceptance is not obtained within the prescribed time. This situation generally arises when the drawee doubts his liability, faces financial difficulties, disputes the amount, or is unwilling to acknowledge the obligation. Dishonour by non-payment, on the other hand, occurs when the acceptor of the bill fails to make payment on the due date. This is more common and has a direct financial impact on the holder of the bill, as it results in immediate loss of expected cash inflow.

The dishonour of a bill disrupts the expected flow of funds and creates uncertainty for the holder, who may have already planned the use of the funds for business operations. It also damages the reputation of the drawee or acceptor, as failure to honour a bill reflects poor creditworthiness and financial instability. In commercial practice, the dishonour of bills often leads to strained business relationships, loss of trust, and in some cases, termination of credit facilities. From an accounting perspective, dishonour necessitates the reversal of earlier entries that had recognized the bill as a receivable or payable, and it may also result in additional expenses such as noting charges or legal costs.

When a bill is dishonoured, the holder of the bill is entitled to take certain actions to protect his interest. The first step generally involves noting the dishonour through a notary public. Noting is a formal procedure in which the fact of dishonour is recorded by a notary public on the bill or on a separate sheet attached to it. This serves as legal evidence that the bill has been dishonoured and specifies the date, reason, and circumstances of dishonour. Noting is particularly important when the holder intends to initiate legal proceedings against the drawer or endorsers of the bill. The notary may also charge a small fee for this service, known as noting charges, which are initially paid by the holder but ultimately recoverable from the party responsible for dishonour.

Following noting, the holder may proceed with protesting the bill, which is a more formal declaration of dishonour made by the notary public. Protesting involves the issuance of a certificate stating that the bill has been dishonoured and that the holder intends to hold the drawer and endorsers liable. Although protesting is mandatory in certain international trade transactions, in domestic trade it is often optional. Nevertheless, it strengthens the legal position of the holder and provides documentary proof in case of litigation. These legal formalities emphasize the seriousness of dishonour and the rights of the holder to recover the amount due.

The dishonour of a bill also has significant accounting implications. When a bill receivable is dishonoured, the amount that was earlier credited to the debtor's account is re-debited, and the bill receivable account is credited to cancel the original entry. Any noting charges paid by the holder are added to the amount recoverable from the drawee, increasing the total liability of the defaulting party. Similarly, when a bill payable is dishonoured, the drawer or acceptor must recognize the renewed liability, and any additional charges must be recorded as an expense. These accounting treatments ensure that the financial statements reflect the true position of receivables, payables, and expenses after dishonour.

Dishonour of bills can also affect the negotiation and endorsement of bills. If a bill has been endorsed to a third party and subsequently dishonoured, the endorser becomes liable to make payment to the holder. This chain of liability ensures that the holder is not left without remedy and that responsibility ultimately rests with the party that initially issued the bill.

However, repeated dishonour can seriously harm the reputation of a business in the market, making it difficult to obtain credit in the future. In broader economic terms, frequent dishonour of bills can indicate instability in the business environment and lack of financial discipline among market participants. It reduces confidence in credit instruments and may force businesses to shift towards cash-based transactions, thereby restricting the growth of trade and commerce. For this reason, businesses are encouraged to assess the creditworthiness of their trading partners before entering into credit arrangements involving bills of exchange.

Dishonour of bills represents a failure to honour a legally binding financial commitment and carries both financial and reputational consequences. It arises either from non-acceptance or non-payment and results in legal procedures such as noting and protesting, along with necessary accounting adjustments. Beyond its immediate financial impact, dishonour affects business relationships, credit standing, and market confidence. Therefore, timely honouring of bills is essential for maintaining smooth commercial operations, sustaining trust between trading partners, and ensuring the effective functioning of credit systems in modern business.

6.6 Renewal of Bills

Meaning of Renewal of Bills

In business transactions, a bill of exchange is generally drawn with a fixed date of maturity on which the amount mentioned in the bill becomes payable. However, in actual business life, the acceptor of the bill may not always be in a position to make the payment on the due date because of financial difficulties, temporary shortage of funds, delay in receipts, or unexpected business losses. When the acceptor is unable to honour the bill on the date of maturity and requests the drawer to extend the time for payment, the bill is said to be renewed. Thus, renewal of a bill means the cancellation of the old bill and the issue of a new bill for the extended period, usually including interest for the delay. Renewal helps the debtor to get additional time while at the same time ensuring that the creditor's claim remains legally secured through a fresh bill.

Need and Importance of Renewal

The need for renewal of bills arises mainly because business conditions are not always stable. Traders often face situations such as delayed payments from customers, slow-moving stock, unexpected expenses, or temporary losses which may make it difficult to arrange funds on the due date. In such cases, if strict payment is insisted upon, it may lead to strained relations, legal disputes, or even loss of a valuable customer. Renewal of bills provides a practical solution by allowing extra time for payment while still protecting the legal rights of the creditor.

Procedure of Renewal of Bills

The process of renewal begins when the acceptor of the bill approaches the drawer before or on the due date and expresses his inability to pay the bill amount on maturity. He requests for extension of time. If the drawer agrees, the old bill is cancelled and a new bill is drawn for the same principal amount or sometimes for the principal plus interest for the extended period. The interest is charged because the drawer is deprived of the use of money for an additional period. This interest may be paid immediately in cash or added to the amount of the new bill. The new bill is then accepted by the debtor, and the old bill is treated as cancelled. This fresh bill becomes a new legal instrument with a new maturity date.

Accounting Treatment in the Books of Drawer

In the books of the drawer, when the original bill is first dishonoured or cancelled due to renewal, the debtor's account is debited and the bills receivable account is credited to cancel the original bill. If interest is charged and is received in cash, cash account is debited and interest account is credited. When a new bill is drawn and accepted, bills receivable account is debited and the debtor's account is credited with the amount of the new bill. If the interest is added to the new bill amount instead of being paid in cash, the debtor's account is debited with the interest and interest account is credited, and then the total amount is included in the new bill. Thus, the drawer records both the cancellation of the old bill and the creation of a fresh bill in his books.

Accounting Treatment in the Books of Acceptor

In the books of the acceptor, when the original bill is cancelled due to renewal, bills payable account is debited and the creditor's account is credited. If interest is paid in cash, interest account is debited and cash account is credited. When the new bill is accepted, the creditor's account is debited and bills payable account is credited with the amount of the new bill. If interest is included in the new bill, interest account is debited and the creditor's account is credited before passing the entry for the new bill. These entries ensure that the liability of the acceptor continues in the form of a new bill until the fresh maturity date.

Effect on Interest

Interest plays an important role in the renewal of bills. It is charged because the drawer allows extra time to the acceptor for payment, and this additional time involves an opportunity cost for the drawer. The rate of interest is mutually agreed upon and is calculated for the extended period. Interest may be paid immediately in cash, which reduces the future burden of the debtor, or it may be added to the amount of the new bill, which increases the total liability. In either case, interest becomes an income for the drawer and an expense for the acceptor, and is recorded accordingly in their respective books.

Advantages of Renewal of Bills

Renewal of bills offers several advantages. It provides financial relief to the acceptor who is temporarily unable to meet his obligations, thus preventing legal action and preserving his creditworthiness. It helps the drawer maintain good relations with customers, which is essential for long-term business success. It also ensures that the drawer's claim remains legally enforceable through a new bill, thereby offering continued security for the amount due. The charging of interest compensates the drawer for the delayed payment, making the arrangement fair for both parties.

Limitations and Risks

Despite its benefits, renewal of bills also has certain limitations. If renewals are granted repeatedly, it may encourage indiscipline in payments and create a habit of delayed settlements. There is also a risk that the acceptor may still fail to honour the renewed bill, leading to further losses and complications. Therefore, renewal should be allowed only when the drawer is confident about the future paying capacity of the acceptor.

Renewal of bills is a useful and practical arrangement in commercial transactions that balances the interests of both creditor and debtor. It allows additional time for payment without cancelling the legal obligation, thereby protecting the creditor while supporting the debtor during temporary financial difficulties. By charging interest and issuing a fresh bill, the renewal process ensures continuity, fairness, and legal security in business dealings. Thus, renewal of bills plays an important role in maintaining healthy trade relations and smooth functioning of credit transactions in the business world.