

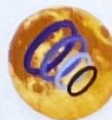
Inspire Eduversity Publications



*In Association with
International Academic and Research Foundation*

National Articles on Mixed Methodology Souvenir 2025

Organised by Payanam





INSPIRE EDUVERSITY PUBLICATIONS

Registered under Ministry of Micro, Small and Medium Enterprises (MSME)

In Association with

International Academic & Research Foundation



National Articles on Mixed Methodology Souvenir 2025

Published on 10th December 2025

Organised by Payanam

CLUSTERING AND ENSEMBLE LEARNING FOR ACCURATE PREDICTION OF NUTRITIONAL HEALTH OUTCOMES IN CHILDREN'S FOODS

P. JEYANTHI,

Research Scholar,
Department of Advanced Computing and Analytics,
VISTAS, Chennai.

Email: jeyanthirajprabhakaran@gmail.com



Dr. R. DURGA,

Professor,
Department of Advanced Computing and Analytics,
VISTAS, Chennai.

Email: durga.scs@vistas.ac.in



1. Introduction

Nutrients are essential for children's and teenagers' growth, development, and overall well-being. However, most children's diets are of poor quality, with parents struggling to ensure balanced nutrition. Eating habits formed in childhood often persist into adulthood, influencing long-term health outcomes. Studies show that many American children and adolescents fail to meet nutritional standards. Modern dietary patterns reveal increased snacking, soft drink consumption, and processed food intake. Childhood obesity and overweight have become major public health concerns, affecting about 15% of American youths. Many overweight children face risks of diabetes and cardiovascular issues. Digital nutrition interventions show promise but need validated best practices. Malnutrition, caused by deficiencies in essential nutrients, remains a global issue, particularly in low-income countries. Children represent the most vulnerable group, with millions worldwide lacking adequate nutrition.

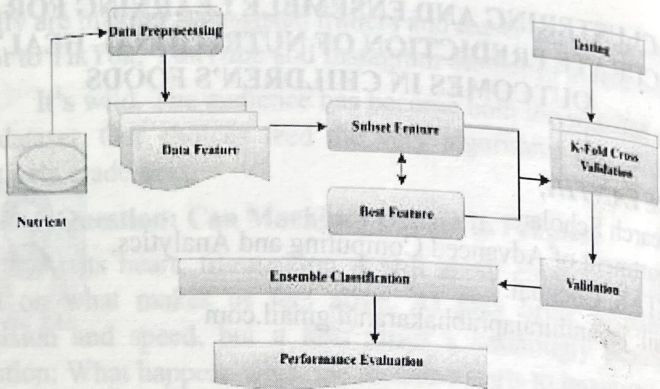


Figure 1: Introduction flow diagram

Figure 1 illustrates a basic introductory flow diagram for using ensemble learning methods to assess the health benefits of nutrients (protein, sugar, fat, iron, folate, calcium, and immunity). Pre-processing, feature selection, feature subset generation, and selection occur following ensemble learning in the preceding section. Testing values are validated prior to classification, and classification is then used to assess the performance and health benefits of children's nutrients (protein, sugar, fat, iron, folic acid, calcium, and immunity). The project aims to evaluate the effectiveness of risk factor-specific live video consultations on physical activity, alcohol usage, smoking, and obesity. Predict child nutrients (protein, carbohydrate, fat, iron, folate, calcium, immunity) using a mixed model that incorporates Naive Bayes Gradient Boosting Sequential Ranked Cluster Feature Analysis (SRCFA-NBGB).

This method employs a combinatorial learning strategy to construct a predictive model by combining weighted classifiers and feature selection based on an evaluation function. It predicts children's nutritional health by assessing ingredients, age, weight, and BMI and recommending appropriate good food. Sequential Ranked Cluster Feature Analysis enhances feature selection by reducing ranking loss and focusing on high-margin

features. An ensemble learning system improves accuracy by combining various nutrient and health data sources. For accurate validation, stratified K-Fold cross-validation ensures balanced data splits, hence avoiding bias. This method minimizes the need for expensive trials while providing precise, scalable nutrition recommendations. Congenital muscular torticollis (CMD) is a paediatric neuromuscular condition that worsens with age, and EMG-based approaches help monitor nutrition levels in children. CNN computations utilizing LDA eliminate multiplication but have large energy costs due to nearest-neighbour searches. Body fat research using DXA scans provides insights, however sales forecasting inefficiencies exist due to data gaps. Memory-based LDA increases CNN efficiency but still has energy overheads.

New products are difficult for current sales prediction algorithms to predict; attribute-based models are not reliable for projections, and time series approaches overestimate in the absence of past data. Although they eliminate multiplication, energy-efficient CNN implementations that use LDA have significant NNS energy costs. Quantifying food biomolecules in nutrition allows for data-driven dietary decisions, and UPF research relates trends in ingredients to health effects that are particular to a given income or location. ML alters agriculture through fertilizer optimization and irrigation control utilizing multi-source data. Sensor data and ethnographic insights are used by Improved Genetic Algorithms (IGA) to improve nutrition recommendations.

In order to analyze and assess the nutritional value of daily food intake, the suggested approach presents a food recommendation system that makes use of a Naive Bayesian Gradient Boosting (NBGB) model. It focuses on important nutrients such as protein, sugar, fat, iron, folate, calcium, and components that boost immunity. The technology offers real-time calorie and nutrient consumption monitoring to support balanced diets and is intended to assist children and adults in

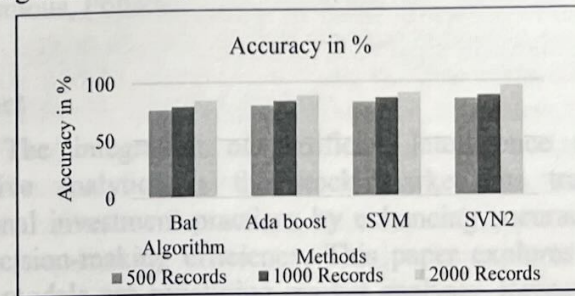
managing obesity. The implementation follows a structured workflow: first, the input data is pre-processed to guarantee consistency and quality; next, Sequential Ranked Cluster Analysis is used to select relevant features to maximize model performance; an ensemble learning approach is then used for robust classification; and lastly, stratified K-fold cross validation is used to validate the accuracy of the model.

2. Related work

A pediatric neuromuscular diagnosis known as congenital muscular torticollis (CMD) is characterized by postural abnormalities and neck muscle dysfunction that progressively worsens with maturity. Nutrient verification in children is facilitated by neck electromyography utilizing topographic electromyography (EMG) with flexible and stretchable surface electromyography (sEMG) in the array.[6]. SFNN (Sales Factor Model Using Neural Networks) uses weight matrix functions and backpropagation multilayer perceptron neural networks to investigate the mechanisms impacting online product sales on e-commerce sites.

More information is currently needed regarding the causal relationship between enterprises' digital transformation and overall productivity of green factors [8]. Products for Consumer Electronics (CEP) On high-speed, high-precision, and high-reliability, CEP is desperately needed in the Computer, communication, and home appliance sectors. Due to the high production requirements, CEP has always been challenging to manufacture, ship, assemble, and test [9]. However, it takes more work to predict new product sales accurately using current techniques. Time series models overestimate new products because they have little historical sales data. In contrast, models that do not incorporate historical data have high sales indicators on the product's essential features and cannot forecast the future accurately because they need more data [10].

This section provides a thorough analysis of the outcomes generated by the different strategies covered in the earlier algorithms. The approaches' performances are assessed in a variety of scenarios with varying limitations. The Nutrients data collection, which includes records of several classes of nutrient items digital marketing, is used to apply the approaches. This section presents the approaches and measures their performance according to different parameters.



Analysis of accuracy

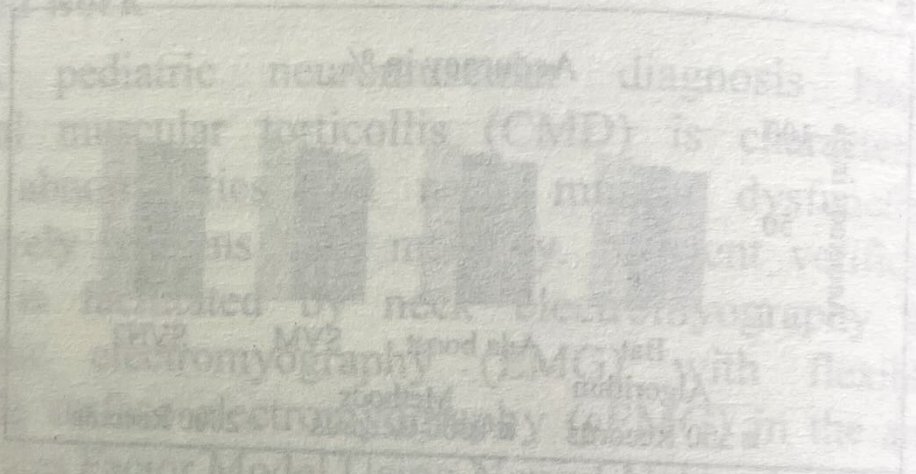
Compares and measures the categorization accuracy performance. Compared to existing Bat algorithms, Ada boost, and SVM approaches, the suggested SVN2 algorithms have achieved superior accuracy. Compared to previous methods, the SVN2 method has a greater classification accuracy of up to 95.67%.

4. Conclusion

This study created a sophisticated machine learning framework to categorize children's food products according to their nutritional content by integrating Sequential Ranking Clustering Feature Analysis (SRCFA) and Naïve Bayes Gradient Boosting (NBGB). With an accuracy of 94.5%, the model outperformed conventional methods, and its performance was improved by feature engineering techniques such as the Healthy Food Score and Allergen Risk Index. The findings enable focused promotion of healthier options (e.g., low-sugar, high-protein diets) by providing parents, food manufacturers, and marketers with useful information. But there are still issues

like disparities in the data and regional dietary differences. Real-time picture identification and deep learning could be combined in future research for wider applicability. Finally, by bridging the gap between AI and nutrition science, our research promotes healthy eating habits and raises awareness of child health issues.


2. Related work



Deep learning (DL) is a subset of machine learning (ML) that uses artificial neural networks (ANN) to model complex patterns in data. DL has been widely used in various applications, including image recognition, natural language processing, and speech recognition. In the context of pediatric neuromuscular diagnosis, DL can be used to analyze EMG signals and identify patterns associated with different neuromuscular disorders. This study focuses on the application of DL to pediatric neuromuscular diagnosis, specifically using EMG signals as input. The study compares the performance of DL models with traditional methods, such as expert opinion and clinical guidelines. The results show that DL models can achieve high accuracy in identifying neuromuscular disorders from EMG signals, even in cases where traditional methods are less effective. This suggests that DL has the potential to improve the accuracy and efficiency of pediatric neuromuscular diagnosis. However, there are several challenges associated with the use of DL in this field, including the need for large amounts of high-quality data and the complexity of the models. Future research should focus on addressing these challenges and exploring the use of DL in other areas of pediatric medicine.



ISBN No. 978-93-47021-37-4



9 789347 021374