

See discussions, stats, and author profiles for this publication at: <https://www.researchgate.net/publication/297765785>

# Effect of varying fuel injection pressure of selective vegetable oil biodiesel on C.I engine performance and pollutants

Article · January 2015

CITATIONS

7

READS

379

2 authors:



**Karikalan Loganathan**  
Vels University

57 PUBLICATIONS 532 CITATIONS

[SEE PROFILE](#)



**Dr.M. Chandrasekaran**

Vels institute of Science Technology and Advanced Studies

207 PUBLICATIONS 2,640 CITATIONS

[SEE PROFILE](#)

## Effect of varying fuel injection pressure of Selective Vegetable oil biodiesel on C.I engine performance and pollutants

L.Karikalan\* and M.Chandrasekaran

Department of Mechanical Engineering, VELS University, Chennai, India

**Abstract:** The aim of this work is to enhance diesel engine performance by varying fuel injection pressure of J20 (Jatropha biodiesel) from 180bar to 240bar through experimental investigation with respect to brake power, fuel economy and smoke emissions in a single cylinder. The result shows that the maximum BTE at 75% load for J20 at 240bar is 3.04% more than standard fuel injection pressure of 200bar, 3.5% Lowered SEC noticed at maximum load at 240bar, HC emissions lowered by 21.4% at 240bar, CO emissions lowered by 0.03% along with the increased NO<sub>x</sub> emissions and exhaust gas temperature. The Smoke opacity is 5.2HSU higher for J20 at 240bar, the cylinder peak pressure is found to be 2.8% higher, the HRR is found to be 4.3% lower when equated to diesel at 75% load against 200bar for standard diesel. From this study, it is clear that J20 biodiesel at 240bar fuel injection pressure will give optimum engine performance.

**Keywords:** Diesel, Jatropha Oil, Biodiesel, Performance, Emissions.

### 1. Introduction

Finding alternate fuel sources for diesel engines are significant owing to thinning petroleum assets and the ecological significances of pollutants from diesel engines. The enactment of vegetable oil and its esters were encouraging substitute fuel for diesel engine when the vegetable oil fuels and their methyl esters on CI engines. The researcher evidenced that vegetable oil blends were possibly decent standby fuels for diesel engine (1-3). The usage of biodiesel can prolong the lifespan of diesel engines since it is added lubricating than diesel fuel. Biodiesel manufactured from renewable vegetable oils/animal fats progresses the energy safety and economy freedom.

Many researchers (4-10) were experimentally explored the influence of injection pressure on engine performance and pollutants on CI engines. BTE, SEC, Emissions, Cylinder Pressure and HRR were measured for both full load and part load by varying the injection pressure from standard to various reduced and increased fuel injection pressure ranging from 100 to 250bar and at 50%, 75% and 100% load. The outcomes showed that the SEC and emissions were lesser except NO<sub>x</sub>, and BTE and NO<sub>x</sub> were high for optimum fuel injection pressure ranging from 220 to 240bar.

Biodiesel is much cleaner than fossil-fuel diesel. It can be utilized in diesel engine without any alterations. Biodiesel is better for the environment because it is made from renewable resources and has lower emissions compared to petroleum diesel (10-12).

## 2. Vegetable Oil Biodiesel

The prospect of utilizing vegetable oil in diesel engines has been acknowledged ever since the launch of CI engines. Vegetable oil has high viscosity when equated to diesel. There are dissimilar methods to lessen the vegetable oil viscosity. Dilution, Transesterification, Emulsification and Pyrolysis are the four practices to resolve the difficulties met by the higher viscosity. The best collective method utilized to shrink oil viscosity is termed as transesterification. Organic alteration of oil to its identical oily ester is named as transesterification (13).

The transesterification ensues fine in the firm of certain identical substances such as potassium hydroxide, sodium hydroxide and sulphuric acid. Sodium hydroxide is well recognized and extensively utilized, because of its lower cost and higher yield (14). Transesterification is the exercise of switching the alkoxy cluster of an ester combined by added alcohol. These reactions are repeatedly catalyzed by the tallying an acid and base. Bases could catalyze the response by eradicating a proton in the alcohol, thus creating it added responsive; whereas acids can catalyze the response by contributing a proton towards carbonyl group, therefore building it further responsive (15). The schematic of the biodiesel production method as revealed in Figure 1:

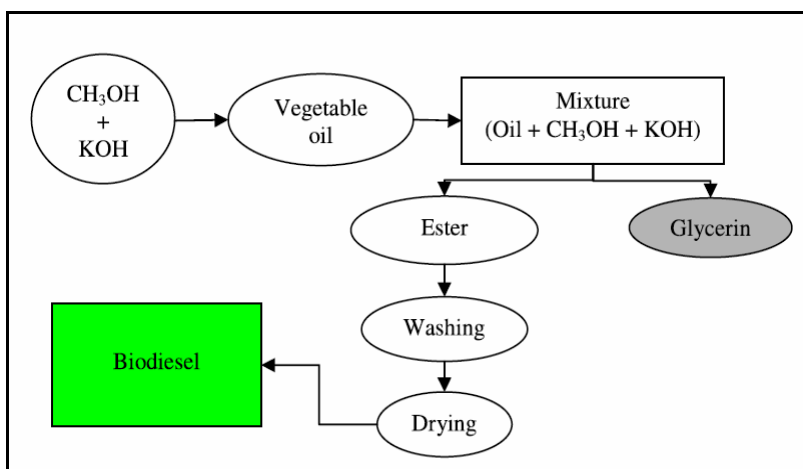


Fig. 1 Schematic of the biodiesel production method

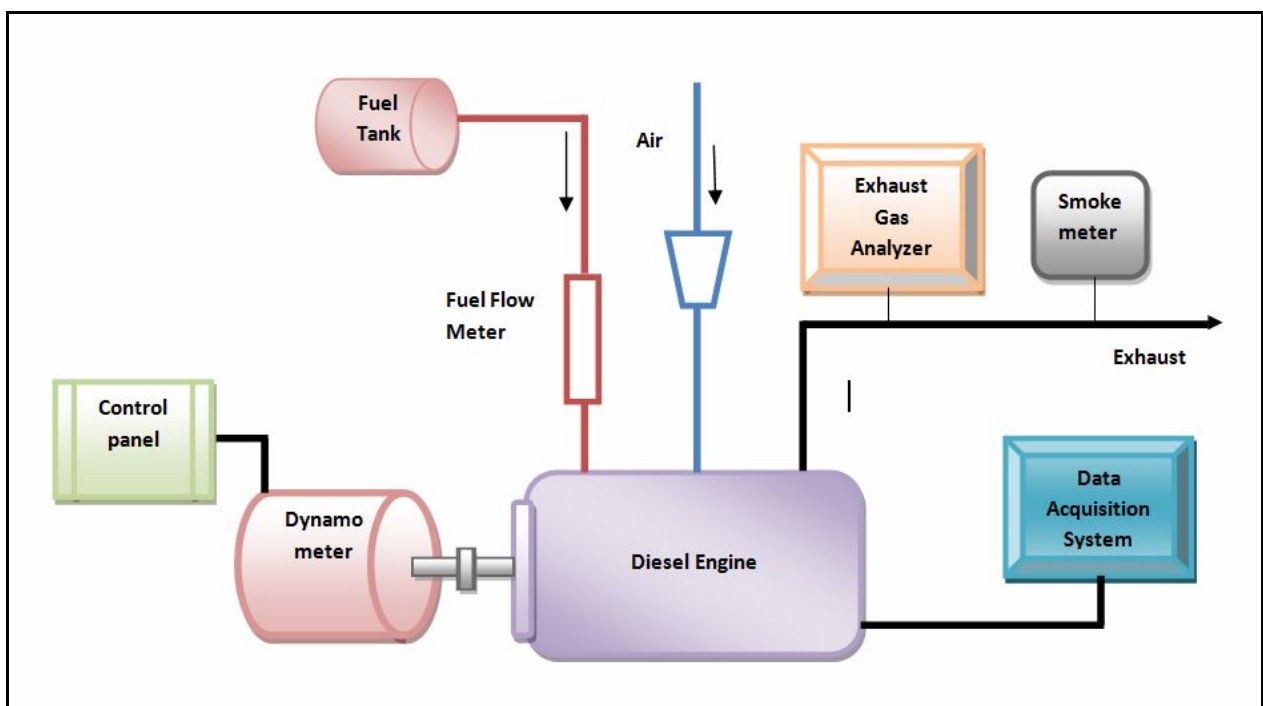


Fig.2 Experimental Setup Line Diagram

### 3. Experimental Setup

Experimentation were conceded on a water cooled single cylinder diesel engine and the performance and pollutant features of the engine with biodiesel blends were gauged and equated using the outcomes of diesel. The exhaust emissions were quantified by a Crypton290 series Exhaust Gas Analyzer and AVL make Smoke meter was utilized to size the smoke concentration. The engine was started and run to achieve the stable condition and the engine load was increased gradually to maximum recommended value. The applications of loads were 0%, 25%, 50%, 75%, and 100% respectively. The engine speed was constant at 1800 rpm. Fig. 2 demonstrates the experimental organization. For every load stages, the quantity of fuel consumption, exhaust gas temperature, fuel injection timing, crank angle, hydrocarbon (HC) emission, carbon monoxide (CO) emission, nitrogen oxides (NO<sub>x</sub>) emission, smoke emission, combustion chamber pressure and HRR were conceded and recorded the data for several loads. The diesel and biodiesel blends were tried at standard engine specification at normal injection timing 27° BTDC, injection pressure of 200bar with compression ratio of 17.5.

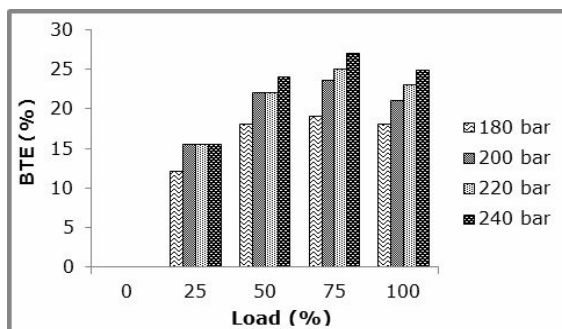
**Table.I. Engine Specifications**

Manufacturer	KIRLOSKAR Oil Engines Ltd
Engine Type	Single cylinder Diesel engine
Speed	1800 rpm
Rating at 1500 rpm	5.9 kw
Compression Ratio	17.5:1
Fuel Injection Timing	27° BTDC
Method of Cooling	Water Cooling
Injection Pressure	200 bar

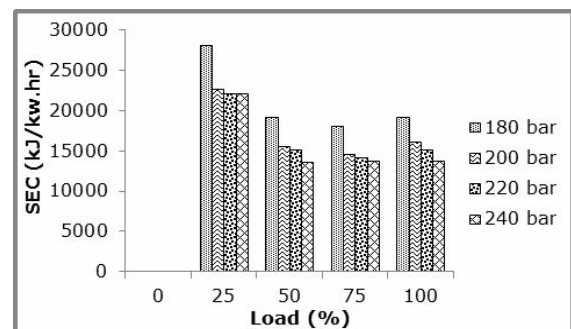
### 4. Results and Discussion

#### 4.1 Brake thermal efficiency (BTE)

Figure.3 displays the assessment of BTE with brakepower for dissimilar injection pressures for J20 blend. The investigational outcomes display that the BTE declines when injection pressure is retarded and rises once injection pressure is advanced. The higher BTE for dissimilar injection pressures for J20 blend is witnessed at 75% of load. The BTE at 75% of load rises by 1.5% for J20 blend at 220 bar and 3.1% for J20blend at 240bar, when equated to J20 blend at 200 bar at 75% of load (standard injection pressure). This is because at this injection pressure, the fuel sprayed entirely diffuses with air in the combustion chamber which progresses the whole burning prospect. For J20 blend at 180bar, at 75% of load the BTE declines by 3.99% when equated to J20 blend at 200 bar at 75% of load. This might be owing to the deprived atomization and mixture creation throughout combustion, which consequences in imperfect burning.



**Fig.3 BTE vs. Load**



**Fig.4 SEC vs. Load**

#### 4.2 Specific energy consumption (SEC)

The fig.4 shows that the SEC rate against the various load for all the different injection pressures, noticed SEC at 100% load decreases by 3.15% for J20 blend at 220 bar and 12.36% for J20 blend at 240 bar, when equated to J20 blend at 200 bar at maximum load. For J20 blend at 240 bar, at 100% load the SEC is establish to be 3.5% lower when equated to diesel at maximum load. This may be due to the fact that fuel is optimally injected such that proper diffusion of the biodiesel takes place, which results in better combustion. For J20 blend at 180 bar, at maximum load the specific energy consumption at increases by 16.5% when compared to J20 blend at 200 bar at maximum load. This may be due to the large cone angle, the intensity of the spray is not optimum which causes more amount of fuel to produce power.

#### 4.3 Hydrocarbon emission (HC)

From fig.5, it is observed that the HC emission at maximum load decreases by 1.3% for J20 blend at 220 bar and 14.5% for J20 blend at 240 bar, when equated to J20 blend at 200 bar at maximum load (standard injection pressure). For J20 blend at 240 bar at maximum load the HC emission is establish to be 21.4% lower when equated to diesel at maximum load. This is because of proper diffusion takes place at this injection pressure, due to this it is clear that more amount of HC are burnt and hence the HC content reduces. For J20 blend at 180 bar, at maximum load the HC emission increases by 6.5% compared to J20 blend at 200 bar at maximum load.

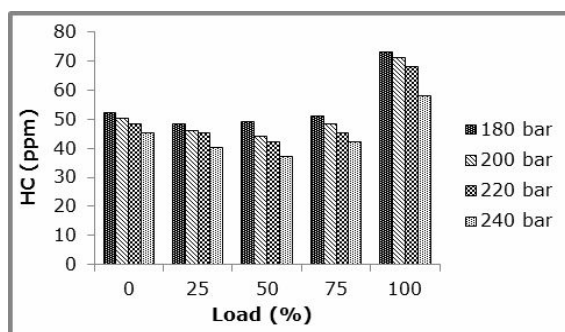


Fig.5 HC vs. Load

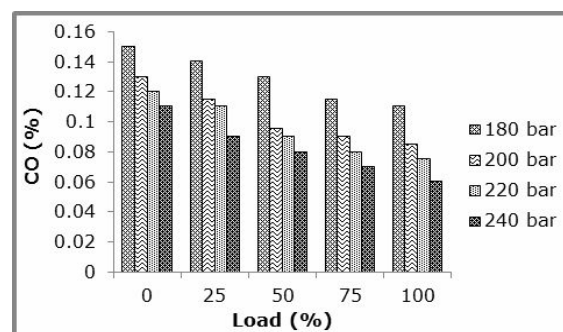


Fig.6 CO vs. Load

#### 4.4 Carbon monoxide emission (CO)

Fig.6 shows that the CO emission at maximum load decreases by 0.006% for J20 blend at 220 bar and 0.017% for J20 blend at 240 bar, when equated to J20 blend at 200 bar at maximum load. For J20 blend at 240 bar, at maximum load the CO emission is establish to be 0.03% lower when equated to diesel at maximum load. This may be due to the proper burning, which converts the carbon molecules to CO<sub>2</sub> molecules. For J20 blend at 180 bar, at maximum load the CO emission increases by 0.025% equated to J20 blend at 200 bar at maximum load due to the greater droplet size of the fuel, which results in incomplete combustion.

#### 4.5 Oxides of nitrogen emission (NOX)

Fig.7 shows that the NO<sub>x</sub> emission at maximum load increases by 5.3% for J20 blend at 220 bar and 19.8% for J20 blend at 240 bar, when equated to J20 blend at 200 bar at maximum load. For J20 blend at 240 bar, at maximum load the NO<sub>x</sub> emission is establish to be 34.8% higher when equated to diesel at maximum load. This may be due to the good atomization and spray characteristics, which results in higher adiabatic flame temperature. For J20 blend at 180 bar, at maximum load the NO<sub>x</sub> emission decreases by 11.0% equated to J20 blend at 200 bar at maximum load due to the poor atomization and reduced spray penetration which results in poor combustion.

#### 4.6 Smoke opacity

Fig.8 shows that the Smoke opacity at maximum load decreases by 3.1 HSU for J20 blend at 220 bar and 16.1 HSU for J20 blend at 240 bar, when equated to J20 blend at 200 bar at maximum load. For J20 blend at 240 bar, at maximum load Smoke opacity is establish to be 5.2 HSU higher when compared to diesel at

maximum load. This may be owed to the improved mixture development, resulting in lower smoke emission. For J20 blend at 180 bar, at maximum load the CO emission increases by 8.5 HSU compared to J20 blend at 200 bar at maximum load due to the heavier molecules in structure, which leads to poor atomization of fuel, thereby increasing smoke emission.

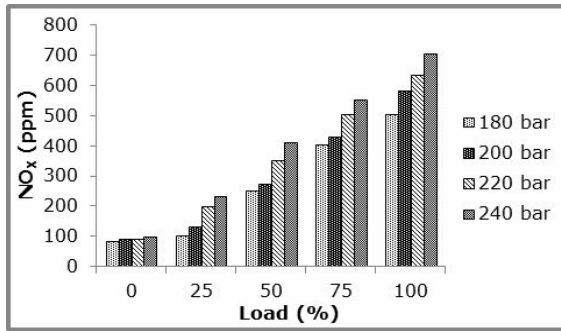


Fig.7 NOX vs. Load

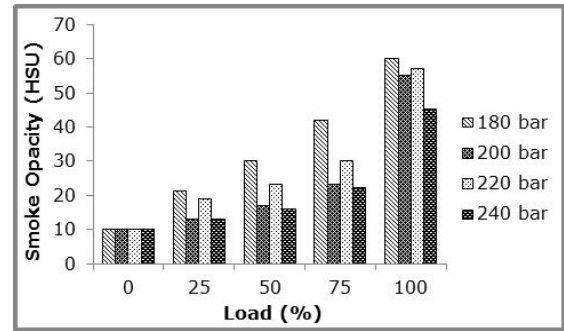


Fig.8 Smoke Opacity vs. Load

#### 4.7 Cylinder pressure and crank angle

Fig.9 shows that the Peak pressure at 75% load increases by 5.03% for J20 blend at 220 bar and 16.77% for J20 blend at 240 bar, when equated to J20 blend at 200 bar at maximum load. For J20 blend at 240 bar, at three fourth of load the Peak pressure is found to be 2.7% higher when equated to diesel at 75% load. This may be due to the better utilization of the fuel is which results in increase in the pressure as a result of proper combustion. For J20 blend at 180 bar, at 75% load the Peak pressure decreases by 8.7% when equated to J20 blend at 200 bar at 75% load due to the comparatively poorer burning of fuel because of lower intensity, the combustion pressure is slightly lower.

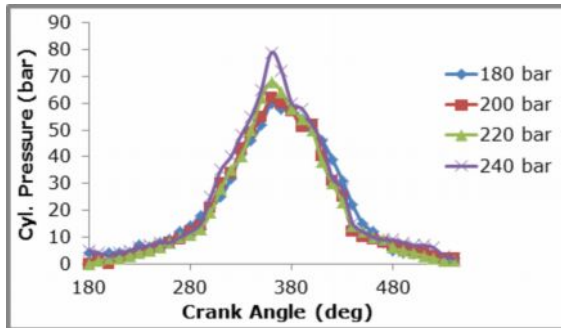


Fig.9 Cylinder Pressure vs. Load

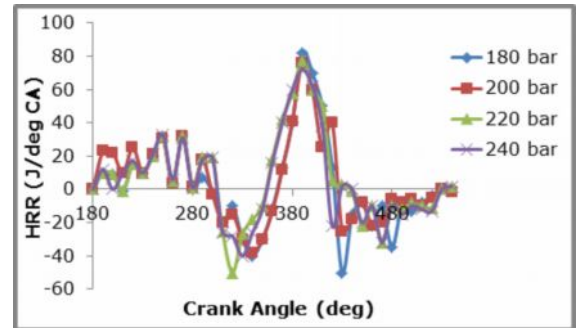


Fig.10 HRR vs. Load

#### 4.8 Heat release rate (HRR)

Fig.10 shows that the HRR at 75% load decreases by 0.15% for J20 blend at 220 bar, 8.66% for J20 blend at 240 bar, when equated to J20 blend at 200 bar at maximum load. For J20 blend at 240 bar, at 75% load the HRR is establish to be 4.3% lower when equated to diesel at three fourth of load at standard engine specification. This may be due to the lower release of the heat to the exhaust, which reduces the heat release rate. For J20 blend at 180 bar, at three fourth of load the HRR increases by 7.7% when equated to J20 blend at 200 bar at three fourth of load due to the improper combustion.

### 5. Conclusion

The present work is to improvise the diesel engine performance by varying fuel injection pressure of J20 biodiesel from 180bar to 240bar through experimental investigation in a single cylinder CI engine. The result shows the following:

- The BTE at 75% of load rises by 1.5% for J20 blend at 220 bar and 3.1% for J20 blend at 240 bar, when equated to J20 blend at 200 bar at 75% of load due to the fuel sprayed diffuses entirely with air in the combustion chamber and progresses the burning. The SEC at maximum load decreases by 3.15% for J20 blend at 220 bar and 12.36% for J20 blend at 240 bar, when equated to J20 blend at 200 bar at maximum load.
- For J20 blend at 240 bar at maximum load the HC emission is establish to be 21.4% lower and CO emission is establish to be 0.03% lower when equated to diesel at maximum load due to the proper burning of fuel.
- For J20 blend at 240 bar, at maximum load the NOX emission is establish to be 34.8% higher when equated to diesel at maximum load due to the good atomization and spray characteristics.
- For J20 blend at 240 bar, at maximum load Smoke opacity is establish to be 5.2 HSU higher when equated to diesel at maximum load due to the better mixture formation, resulting in lower smoke emission.
- The Cylinder peak pressure at 75% load increases by 5.03% for J20 blend at 220 bar and 16.77% for J20 blend at 240 bar, when equated to J20 blend at 200 bar at maximum load. For J20 blend at 240 bar, at 75% load the HRR is establish to be 4.3% lower when equated to diesel at 75% load due to the lower release of the heat to the exhaust, which reduces the HRR.

Hence it is clear that J20 biodiesel blend at injection pressure of 240bar with a standard injection timing of 27° bTDC and with a standard compression ratio of 17.5:1 gives slightly improved performance and lesser emission when equated to diesel fuel.

## References

1. ArashMohebbi, Mohammad Hassan Komaizade, SamadJafarmadar, JafarPashai, "Use of Waste Cooking Oil Biodiesel in a tractor DI Diesel engine", *Journal of Food, Agriculture & Environment* Vol.10 (2): 1290-1297.2012.
2. Shou-Heng Liu, Yuan-Chung Lin, Kuo-Hsiang Hsu, "Emissions of Regulated and PAHs from Waste cooking oil Biodiesel fuelled Heavy-Duty Diesel Engine with Catalyzer", *Aerosol and Air Quality Research*, 12;218-227, 2012.
3. Rao GLN, Sampath S, Rajagopal K, "Experimental studies on the combustion and emission characteristics of a diesel engine fuelled with used cooking oil methyl ester and its diesel blends", *Int J ApplSciEngTechnol* 2008;64–70.
4. IsmetCelikten "An experimental investigation of effect of the injection pressure on engine performance and exhaust emission in indirect injection diesel engines", *Applied Thermal Engineering*, Vol.23, pp.2051-2060, 2003
5. YakupIcingur and Duran Altiparmak " Experimental analysis of the effects of fuel injection pressure and fuel cetane number on direct injection diesel engine emission", *Turkish Journal of Engineering Environmental Science*, Vol.27, pp.291-297, 2003
6. Can Cinar, TolgaTopgul, Murat Ciniviz and Can Hasimoglu "Effects of injection pressure and intake CO2 concentration of performance and emission parameters of an IDI turbo charged diesel engine", *Applied Thermal Engineering*, Vol.25, pp.1854-1862, 2005
7. Mahanta P., Mishra S.C. and KushwahY.S. "An experimental study of Pongamiapinnata L. oil as a diesel substitute", *Journal of Power Energy*, Vol. 20, pp.803-808, 2006
8. Avinash Kumar Agarwal and Rajamanoharan K. "Experimental investigations of performance and emission of Karanja oil and its blends in a single cylinder agricultural diesel engine", *Applied Energy*, Vol. 86, pp. 106-112, 2008
9. Venkanna B.K. , Swati B. Wadawadagi and Venkataramana Reddy C. "Effect of Injection Pressure on Performance, Emission and Combustion Characteristics of Direct Injection DieselEngine Running on Blends of PongamiaPinnata Linn Oil (Honge oil) and Diesel Fuel", *Agricultural Engineering international: The CIGR, E- journal*, Vol.11. pp.131-137, 2009.
10. Purushothaman, K. and Nagarajan. G "Effect of injection pressure on heat release rate and emission in CI engine using orange skin powder diesel solution", *Energy Conversion and Management*, Vol. 50, pp. 962-969, 2009.

11. Baiju B., Naik M.K. and Das L.M. "A comparative evaluation of compression ignition engine characteristics using methyl and ethyl esters of Karanja oil", *Renewable Energy*, Vol.34, pp.1616-1621, 2009
12. Bajpai S., Sahoo P.K. and Das L.M. "Feasibility of blending karanja vegetable oil in petro-diesel and utilization in a direct injection diesel engine", *Fuel*, Vol. 88, pp. 705-711,2009
13. Bala BK, "Studies on biodiesels from transformation of vegetable oils for Diesel engines", *Energy Edu Sci Technol*2005;15:1-43.
14. Demirbas A,"Biodiesel fuels from vegetable oils via catalytic and non-catalytic super critical alcohol transesterifications and other methods: a survey", *Energy Convers Manage*2003; 44:2093-109.
15. Schuchardt U, Ricardo Sercheli R, Vargas RM, "Transesterification of vegetable oils: a review", *J Braz ChemSoc*1998; 9:199-210.
16. Pandian M., Sivapirakasam S.P. and Udayakumar M. "Investigation on the effect of injection system parameters on performance and emission characteristics of a twin cylinder compression ignition direct injection engine fuelled with pongamia biodiesel-diesel blend using response surface methodology", *Applied Energy*, Vol. 88, pp. 2663-2676, 2011.
17. K. Kannan and M. Udayakumar, "Experimental Study of the Effect of Fuel Injection Pressure on Diesel Engine Performance and Emission", *ARPN Journal of Engineering and Applied Sciences*, Vol. 5, No. 5, May 2010, Pages 42-45
18. Abu-Jrai, JehadA.Yamin,Ala'aH.AI-Muhtaseb, MuhannedA.Hararah, "Combustion characteristics and engine emission of a diesel engine fueled with diesel and treated waste cooking oil blends". *Chemical Engineering* 2011; 172:129-136
19. Enweremadu CC, Rutto HL, "Combustion, emission and engine performance characteristics of used cooking oil biodiesel-a review", *Renew Sust Energy Rev* 2010;14:2863-73.
20. Canakci M, Ozsezen AN, Arcaklioglu E, Erdil A, "Prediction of performance and exhaust emissions of a diesel engine fueled with biodiesel produced from waste frying palm oil", *Expert Sys Appl* 2009;36:9268-80.
21. Monyem, J. H., Van Gerpen and Canakci M. "The Effect of Timing and Oxidation on Emission from Biodiesel-Fueled Engines", *Transactions of the American Society of Agricultural Engineers*, vol.44, pp.35-42, 2001
22. L.Karikalan and M.Chandrasekaran, "Investigation on Emission Characteristics of C.I Engine using Vegetable Oil with SCR Technique", *International Journal of Renewable Energy Research (IJRER)*, Vol. 3, No. 4, 201,pp.969-975
23. L.Karikalan, M.Chandrasekaran and K.Sudhagar, "Comparative Studies on Vegetable Oil Usage in C.I Engines as an Alternative to Diesel Fuel", *International Review of Mechanical Engineering (I.R.E.M.E.)*, Vol. 7, N. 4,May 2013,pp.705-715
24. V.S. Hariharan and K. Vijayakumar Reddy, "Effect of injection pressure on diesel engine performance with Sea lemon oil", *Indian Journal of Science and Technology*, Vol. 4 No. 8 (Aug 2011), Pages 907-909
25. Sanjay Patil and M.M.Akarte, "Effect of Injection Pressure on CI Engine Performance Fuelled with Biodiesel and its blends", *International Journal of Scientific & Engineering Research*, Volume 3, Issue 3, March 2012, Pages 1-4
26. S. Kirankumar, "A Study on Diesel Engine with Palmstearin-Diesel Blends at Different Injection Pressures", *Int. Journal of Engineering Research and Applications*, Vol. 3, Issue 6, Nov-Dec 2013, pp.897-901
27. Joonsik Hwang, Donghui Qi, Yongjin Jung, ChoongsikBae, "Effect of injection parameters on the combustion and emission characteristics in a common-rail direct injection diesel engine fueled with waste cooking oil biodiesel", *Renewable Energy* 63 (2014) 9-17
28. C. Syed Aalam, C.G. Saravanan, "Effects of Fuel Injection Pressure on CRDI Diesel Engine Performance and Emissions using CCD", *International Research Journal of Engineering and Technology (IRJET)*, Volume: 02 Issue: 05 | Aug-2015, Pages 1411-1416
29. Avinash Kumar Agarwal, AtulDhar, Jai Gopal Gupta, Woong Il Kim, Kibong Choi, Chang Sik Lee, Sungwook Park, "Effect of fuel injection pressure and injection timing of Karanja biodiesel blends on fuel spray, engine performance, emissions and combustion characteristics", *Energy Conversion and Management*, Volume 91, February 2015, Pages 302-314

\*\*\*\*\*