



MACHINEABILITY STUDY ON DIE SINKING EDM OF INCONEL 800 WITH ELECTROLYTE COPPER ELECTRODE

K. Karunakaran and M. Chandrasekaran

Department of Mechanical Engineering, VELS University, Chennai, Tamil Nadu, India

E-Mail: ksivasakthi1966@gmail.com

ABSTRACT

The Inconel 800 is nickel based super alloy has wide scope in high temperature applications in Engineering. The machinability studies were found limited. This research focuses on machinability studies on die sinking type EDM of Inconel 800 with Electrolyte Copper Electrode. The factors pulse on Time, Pulse off Time and Peck Current were considered to observe the responses of surface roughness, material removal rate, tool wear rate. Taguchi Full Factorial Design is employed for Design the experiment. The contribution of each parameter was discussed.

Keywords: EDM, inconel 800, taguchi method, surface roughness, tool wear rate, material removal rate.

INTRODUCTION

According to the literature some research works were reported on EDM in machining performance improvements on such difficult-to-cut materials. Kuppan *et al.* [1] investigation was on EDM deep hole drilling on Inconel 718. The process variables like peak current, pulse on-time, duty factor and electrode speed were considered for their investigation as factors. In which the authors developed mathematical models for the responses of MRR and depth averaged surface roughness (DASR) and used response surface methodology. Rajyalakshmi and Venkata Ramaia [2], investigations were for the performance measures like MRR, SF, and SG in Wire EDM on Inconel 825 material they used Taguchi grey relational analysis for optimizing process parameters. Muthu Kumar *et al.* [3] investigation was in WEDM process to optimize parameters by Gray-Taguchi Method for machining Incoloy800 super alloy with multiple performance characteristics such as MRR, surface roughness and Kerf. Lin *et al.* [4], analysed parameter optimization on micro milling EDM for the machining of Inconel 718. The another attempt was made by Muthu Kumar *et al.* [5], on WEDM process to optimize parameters for improving responses of MRR, SR and Ker width for machining Titanium alloy. The authors recently developed a Mathematical Model for Radial Overcut on Electrical Discharge Machining for Incoloy 800. And they used Response Surface Methodology [6]. Rathi and Mane[7] studied the Effect of Powder Mixed dielectric in EDM of Inconel 718 machining with powders like Silicon carbide, Aluminum oxide, Graphite. Karunakaran and Chandrasekaran [8] work was on nPMEDM to study the influence of Al, Si and MWCNTs nonpowders. This work analyse the machine-ability performance on Inconel 800 with Silver coated electrolyte copper Electrode as well as plain electrode [9].

EXPERIMENTATION

The factors peak current varied at three levels as 5a, 10A and 15A, similarly the pulse on time and Pulse off times were considered at three levels as 6 μ s, 7 μ s, 8 μ s and 3 μ s, 4 μ s, 5 μ s respectively.

Table-1. Taguchi full factorial design.

Experimental Run	Current (A)	Pulse On Time (μ s)	Pulse Off Time (μ s)
1	5	6	3
2	5	6	4
3	5	6	5
4	10	6	3
5	10	6	4
6	10	6	5
7	15	6	3
8	15	6	4
9	15	6	5
10	5	7	3
11	5	7	4
12	5	7	5
13	10	7	3
14	10	7	4
15	10	7	5
16	15	7	3
17	15	7	4
18	15	7	5
19	5	8	3
20	5	8	4
21	5	8	5
22	10	8	3
23	10	8	4
24	10	8	5
25	15	8	3
26	15	8	4
27	15	8	5

**Table-2.** Experimental results.

Experimental. Run	MRR (g/min)	TWR (g/min)	SR (μm)
1	0.05162	0.00032	1.15
2	0.07655	0.00047	1.21
3	0.08550	0.00052	1.53
4	0.12964	0.00063	1.23
5	0.14570	0.00072	1.33
6	0.16108	0.00089	1.45
7	0.18644	0.00113	1.51
8	0.22025	0.00122	1.67
9	0.25584	0.00076	1.74
10	0.09418	0.00122	1.23
11	0.10348	0.00146	1.29
12	0.11978	0.00157	1.43
13	0.26813	0.00186	1.56
14	0.27769	0.00207	1.75
15	0.29613	0.00238	1.82
16	0.41403	0.00304	1.49
17	0.43149	0.00340	1.63
18	0.44029	0.00155	2.04
19	0.14722	0.00204	1.37
20	0.27603	0.00255	1.71
21	0.39754	0.00324	2.13
22	0.31480	0.00398	1.44
23	0.38768	0.00432	1.75
24	0.37562	0.00474	2.23
25	0.50149	0.00591	1.66
26	0.57670	0.00621	1.80
27	0.59696	0.00646	2.34

Taguchi Full factorial Design is shown in Table-1. The MINITAB release 16 software was used for obtaining such design. The gap voltage 240V is maintained. In this experiment, the work piece ($\phi 22 \times 20$ mm) was Inconel 800. Additionally, the tool material ($\phi 25 \times 23$ mm) was electrolytic copper. Polarity used was straight. The observations like SR, MRR and TWR were recorded in Table-2. The average of three trails was considered for recording to avoid observational error. The machining time per run is 5 minutes. The MRR and TWR are computed by using the equation (1) and (2). The Electronica Machine Tools make Xpert model die sinking type CNC EDM machine was employed in this research. Kerosene is dielectric fluid in this machine because of its property of very low viscosity and it gets flushed away easily. The Taylor Hobson make, Surtronic3+ branded contact type profile-meter was used to measure surface roughness with 0.8mm cut of length. MRR is mathematically expressed equation 1, where W_{j1} and W_{j2} are weights of the job/ Sample before and after the machining respectively. The machining time is t min.

$$\text{MRR} = (W_{j1} - W_{j2}) / t \quad (1)$$

TWR is expressed mathematically in equation 2.

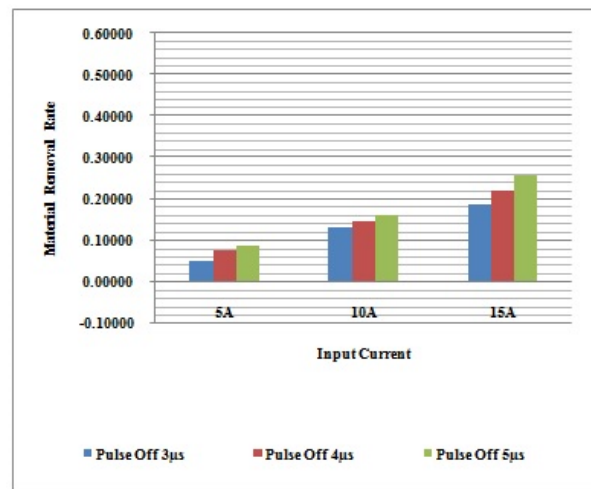
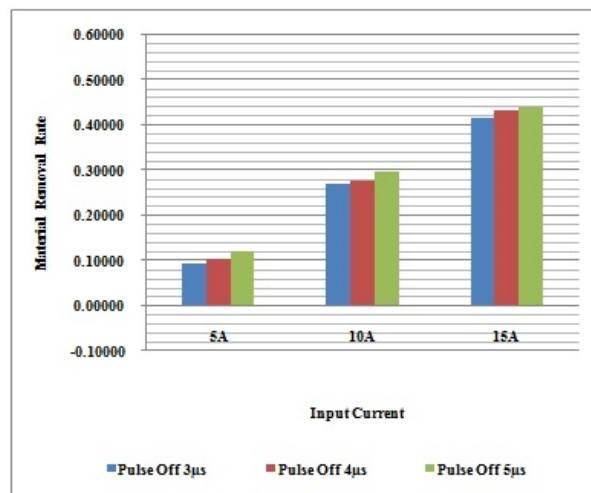
$$\text{TWR} = (W_{t1} - W_{t2}) / t \quad (2)$$

where W_{t1} and W_{t2} are weights of the job/ sample before and after the machining respectively.

RESULT AND DISCUSSIONS

a) The material removal rate (MRR)

The results were graphically analysed and depicted the machinability characteristics. The MRR performances when maintained the constant Pulse on Times of 6 μs, 7 μs and 8 μs are depicted in Figure-1 to Figure-3.

**Figure-1.** MRR at pulse on time 6 μs.**Figure-2.** MRR at pulse on time 7 μs.

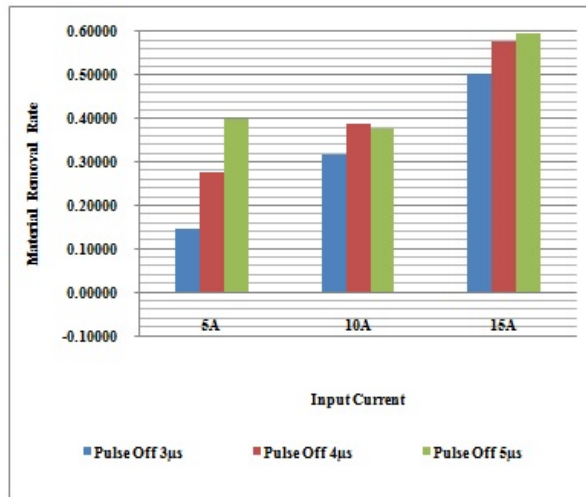


Figure-3. MRR at pulse on time 8 µs.

The results show that the MRR linearly increases with increase of peak Current. The MRR with respect to pulse off time is also significant. The parameters influence with respect to maximum MRR were numerically estimated and tabulated in the Table-. The Pulse on Time increment also increases the MRR. Hence controlling all three parameters will help to get desired machine-ability quality for meeting the job requirements.

b) The surface roughness (SR)

The surface roughness on machined is a measure of surface finish. The SR performances when maintained the constant Pulse on Times of 6 µs, 7 µs and 8 µs are depicted in Figure-4 to Figure-6 respectively. The good surface quality usually obtained at minimum settings of operating parameters. But their individual contribution was analysed with respect to maximum tool wear. The results were furnished in Table-3.

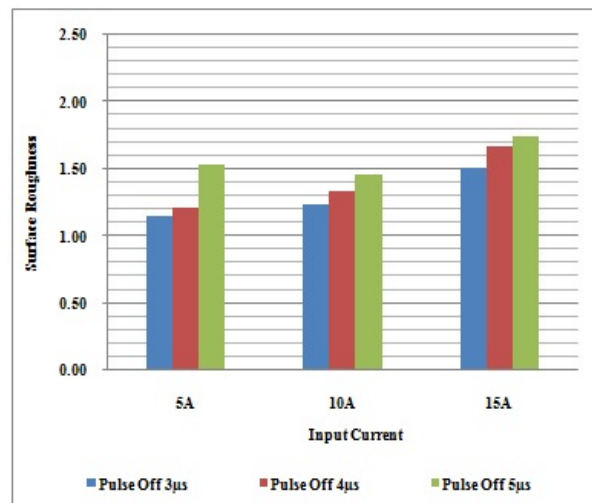


Figure-4. SR at pulse on time 6 µs.

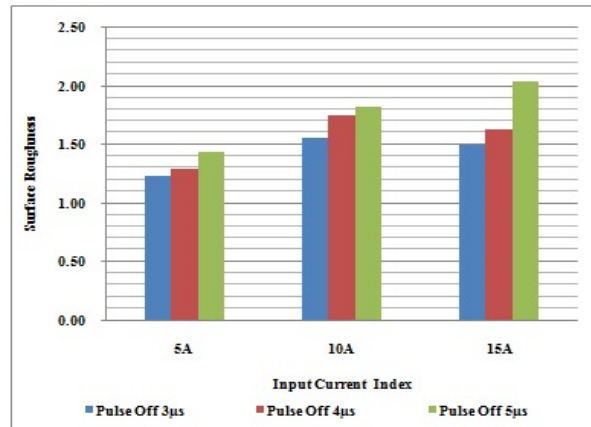


Figure-5. SR at pulse on time 7 µs.

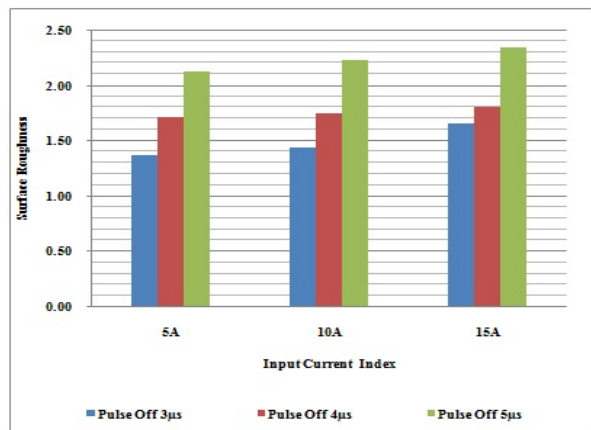


Figure-6. SR at pulse on time 8 µs.

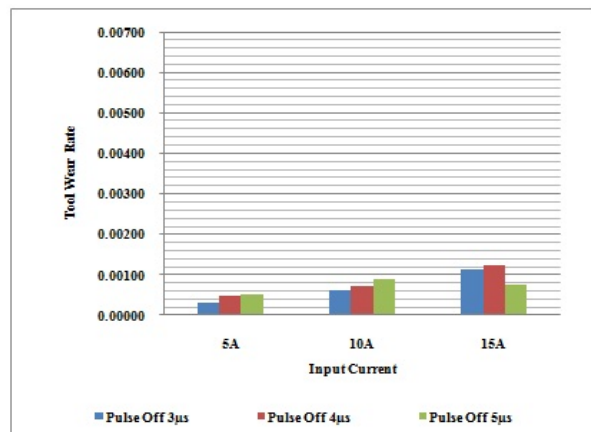


Figure-7. TWR at pulse on time 6 µs.

c) Tool wear rate (TWR)

The TWR was monitored and graphically depicted in Figure-7 to Figure-8 for the constant pulse on Time 6 µs, 7 µs and 8 µs respectively. TWR observed were minimum values at low pulse on Time, low pulse off time and low Peak Current settings. The TWR is



comparatively lower than MRR. The TWR gradually increases with increase of the operating parameters values. Apart from general studies on Tool Wear behaviour the in particular study also done. The contribution of each operating parameter with respect to maximum value of TWR was analysed and furnished in Table-3.

Table-3. Contribution of process parameters.

Experimental Run	MRR g/min	TWR g/min	SR (μm)
1	8.6%	4.9%	49.1%
2	12.8%	7.3%	51.7%
3	14.3%	8.1%	65.4%
4	21.7%	9.7%	52.4%
5	24.4%	11.2%	56.8%
6	27.0%	13.8%	62.0%
7	31.2%	17.5%	64.5%
8	36.9%	19.0%	71.4%
9	42.9%	11.8%	74.4%
10	15.8%	18.9%	52.6%
11	17.3%	22.6%	55.1%
12	20.1%	24.3%	61.1%
13	44.9%	28.8%	66.7%
14	46.5%	32.1%	74.8%
15	49.6%	36.9%	77.8%
16	69.4%	47.1%	63.7%
17	72.3%	52.7%	69.7%
18	73.8%	24.0%	87.2%
19	24.7%	31.6%	58.5%
20	46.2%	39.5%	73.1%
21	66.6%	50.2%	91.0%
22	52.7%	61.6%	61.5%
23	64.9%	66.9%	74.8%
24	62.9%	73.4%	95.3%
25	84.0%	91.5%	70.9%
26	96.6%	96.2%	76.9%
27	100.0%	100.0%	100.0%

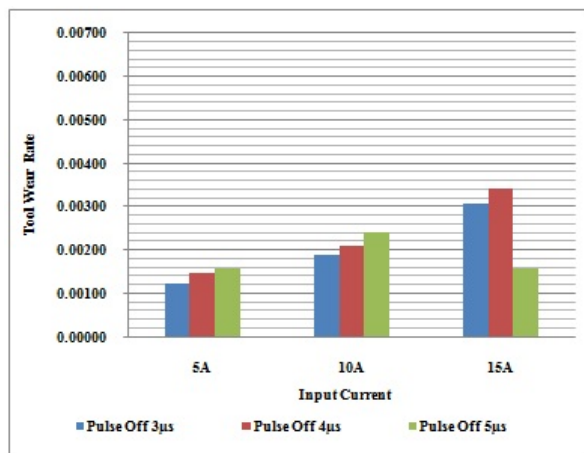


Figure-8. TWR at pulse on time 8 μs .

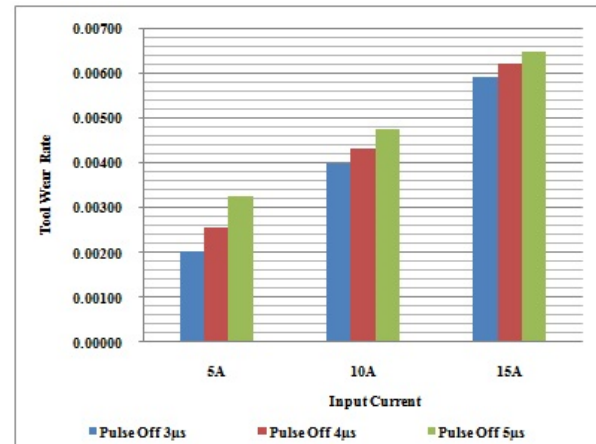


Figure-9. TWR at pulse on time 8 μs .

CONCLUSIONS

The Investigation on machine-ability studies on Inconel 800 was carried out successfully. The results are analysed. The remarkable results are highlighted below.

The average values of 0.27603 g/min of MRR, .00255 g/min of TWR and 1.71 μm SR observed for the parameters setting 5A of peak current, pulse on time 8 μs and pulse off time 4 μs .

The wear ratio (WR) is expressed as the ratio between TWR and MRR. The minimum of this ratio is economy which was obtained for the setting of 15A of Peak Current, Pulse on Time 6 μs and Pulse off Time 5 μs and the yielded results are 0.25584g/min of MRR, 0.00076 g/min of TWR and 1.74 μm SR.

REFERENCES

- [1] Kuppan, P., Rajadurai, A., Narayanan, S., 2008. Influence of EDM process parameters in deep hole drilling of Inconel 718, *Int J Adv Manuf Technol* 38, 74–84.
- [2] Rajya Lakshmi, G., Venkata Ramaiah, P., 2013. Multiple process parameter optimization of wire electrical discharge machining on Inconel 825 using Taguchi grey relational analysis. *Int J Adv Manuf Technol* 69, 1249–1262.
- [3] Muthu Kumar, V., Suresh Babu, A., Venkatasamy, R., Raajenthiren, M., 2010a. Optimization of the WEDM parameters on machining Incoloy800 Super alloy with multiple quality characteristics, *International Journal of Engineering Science and Technology* 2, 1538-1547.
- [4] Lin, M.Y., Tsao, C.C., Hsu, C.Y., Chiou, A.H., Huang, P.C., Lin, Y.C., 2013. Optimization of micro milling electrical discharge machining of Inconel 718 by Grey-Taguchi method. *Trans. Nonferrous Met. Soc. China* 23, 661–666.



- [5] Muthu Kumar,V., Suresh Babu, A., Venkatasamy, R., Raajenthiren, M., 2010b. Multi response optimization of machining parameters of Wire-EDM using grey relational analysis in the Taguchi Method. International Journal of Applied Engineering Research 5, 2325-2338.
- [6] V. Muthu Kumar,, N. Rajesh, R. Venkatasamy, A. Sureshbabu , N. Senthil Kumar, Mathematical Modeling for Radial Overcut on Electrical Discharge Machining of Incoloy 800 by Response Surface Methodology Procedia Materials Science 6 (2014) 1674 – 1682.
- [7] Mahendra G. Rathi, Deepak V. Mane Study on Effect of Powder Mixed dielectric in EDM of Inconel 718, International Journal of Scientific and Research Publications, Volume 4, Issue 11, November 2014, pp1-7.
- [8] K. Karunakaran and M. Chandrasekaran. Experimental Investigation of process parameters influence on machining Inconel 800 in the Electrical Spark Eroding Machine, Second International Conference on Mechanical Engineering and Automation Science (ICMEAS 2016) Singapore, 13 to 15, October, 2016.
- [9] K. Karunakaran and M. Chandrasekaran, Experimental investigation Nano particles influence in NPMEDM to Machine Inconel 800 with Electrolyte Copper Electrode' 2nd International Conference on Frontiers in Automobile and Mechanical Engineering (FAME 2016), Chennai, India, July 7-9 2016.